



M.K. AGGARWAL & CO.
CHARTERED ACCOUNTANTS
(EST. 1973)

■ 30, Nishant Kunj, Pitam Pura,
New Delhi-110034

■ Tele : 011-47517171
M.: 9899997699
Email : atul@mkac.in
Website : www.mkac.in

INDEPENDENT AUDITORS' REPORT

To

The Members of NTPC-SAIL POWER COMPANY LIMITED

Report on the Audit of the Financial Statements

Opinion

We have audited the accompanying financial statements of **NTPC-SAIL POWER COMPANY LIMITED** ("the Company"), which comprise the Balance Sheet as at 31st March, 2026, the statement of profit and loss (including other comprehensive income), the statement of changes in equity and the statement of cash flows for the year then ended, and notes to the financial statements, including a summary of significant accounting policies and other explanatory information (hereinafter referred to as "financial statements").

In our opinion and to the best of our information and according to the explanations given to us, the aforesaid financial statements give the information required by the Companies Act, 2013 ("the Act") in the manner so required and give a true and fair view in conformity with the Indian Accounting Standards prescribed under section 133 of the Act read with the Companies (Indian Accounting Standards) Rules, 2015, as amended, ("Ind AS") and other accounting principles generally accepted in India, of the state of affairs of the Company as at 31st March, 2026, its **Profit**, total comprehensive income, changes in equity and its cash flows for the year ended on that date.

Basis for Opinion

We conducted our audit of the financial statements in accordance with the Standards on Auditing (SAs) specified under Section 143(10) of the Act. Our responsibilities under those Standards are further described in the *Auditor's Responsibilities for the Audit of the Financial Statements* section of our report. We are independent of the Company in accordance with the Code of Ethics issued by the Institute of Chartered Accountants of India ("ICAI") together with the ethical requirements that are relevant to our audit of the financial statements under the provisions of the Act and the Rules made thereunder, and we have fulfilled our other ethical responsibilities in accordance with these requirements and the ICAI's Code of Ethics. We believe that the audit evidence we have obtained is sufficient and appropriate to provide a basis for our opinion on the financial statements.



Emphasis of Matter

1. Long outstanding amount of Rs.2,078.62 Lakhs pertaining to Durgapur (PP III) plant held as CWIP since 2017 could not be capitalized due to project delays which management considers as free of impairment. Further, amount of Rs.789.68 Lakhs spent on completing the plant till date shall be settled at risk and cost from original vendor after full completion of plant work. (Refer Note No. 3 & 20)
2. Long outstanding amount of Rs. 45,136.89 Lakhs pertaining to installation of Flue Gas Desulfurization (FGD) plant at Bhilai held as CWIP since 2021 could not be capitalized due to project delays which management considers as free of impairment. (Refer Note No 3)
3. Credit notes amounting to Rs. 258.13 Lakhs (net) recoverable from The Singareni Collieries Company Limited (SCCL) against coal supplies as on 31.03.2026 at Bhilai Plant is pending for acceptance by SCCL and hence consequent adjustments in the books of accounts have not been made.
4. Company has recalculated its Deferred Tax Liability as on 31st March 2026 using revised (New) tax rate of 25.17% being the rate applicable with effect from 1st April 2026. Consequently, the impact of such change is Rs. 12,745.90 Lakhs which has been considered in this year and accordingly Profit after Tax has increased by this extent. (Refer Note No 10)
5. Change in classification of Capital Spares upto 10 lakhs due to change in CERC guidelines. Accordingly, an amount of ₹2,247.74 lakhs relating to 129 items have been capitalized, and an amount of ₹1,119.13 lakhs relating to 381 items have been recorded as inventory. (Refer Note No. 12(f))

Our Opinion is not modified in respect of above matters.

Key Audit Matters

Key audit matters are those matters that, in our professional judgment, were of most significance in our audit of the financial statements of the current period. These matters were addressed in the context of our audit of the financial statements as a whole, and in forming our opinion thereon, and we do not provide a separate opinion on these matters. We have determined the matters described below to be the key audit matters to be communicated in our report.

| S. No. | Key Audit Matter | How our audit addressed the Key Audit Matter |
|--------|--|--|
| 1 | Recognition and measurement of revenue from Sale of Energy Accuracy of recognition, measurement, presentation and disclosures of revenue | We have obtained an understanding of the CERC Tariff Regulations as notified from time to time, orders, circulars, guidelines, Power Purchase Agreement with SAIL and the Company's internal circulars and procedures in respect of recognition and measurement of |



| | |
|--|---|
| <p>and other related balances in view of adoption of Ind AS 115 "Revenue from Contract with Customers"</p> <p>The application of the revenue accounting standards involves certain key judgments relating to identification of time of revenue recognition, measurement of the transaction price i.e. the consideration promised in the contracts which includes fixed charges variable charges; relevant and adequate disclosures regarding the contracts with customers and significant judgments or changes in judgment, if any, made in applying the Standard to such contracts.</p> <p>(Refer Note no. 39 and 60)</p> | <p>revenue from sale of energy comprising of capacity and energy charges and adopted the following audit procedures:</p> <ul style="list-style-type: none"> • Evaluated and tested the effectiveness of the Company's design of internal controls relating to recognition and measurement of revenue from sale of energy. • Verified the accounting of revenue from sale of energy based on tariff rates approved by the CERC (except items indicated as provisional) as modified by the orders of Appellate Authorities for electricity to the extent applicable, in case of Bhilai PP-III and based on PPA with SAIL in case of PP-II (Durgapur, Rourkela & Bhilai), Rourkela PP-II Expansion & Durgapur PP III Expansion. In case of power stations where the tariff rates are yet to be approved/items indicated provisional by the CERC in their orders, provisional rates are adopted considering the applicable CERC Tariff Regulations. <p>Based on the above procedure performed the recognition and measurements of revenue from sale of energy are considered to be adequate and reasonable.</p> |
| <p>2 Continuing Dispute between SECL and NSPCL for deduction of Rs. 58.17 Crores from coal bill of SECL for Grade Slippage for the period July 2015 to August 2016.</p> <p>South Eastern Coal fields limited (SECL) is a major supplier of coal to NSPCL. In accordance with minutes of meeting dated 06.02.2015 issued by Ministry of Coal: NSPCL, the Power Producers had engaged an Independent Third-Party Sampling Agency (ITP) for analysis of coal at loading ends, pursuant to which differences between the grade of coal billed and grade determined by the ITP were detected. However, SECL was not accepting the variation report of ITP citing various reasons. Consequently, NSPCL started making deduction on account of grade</p> | <ul style="list-style-type: none"> • Owing to the continuing dispute, this matter was taken to Alternate Dispute Redressal Mechanism (ADRM) by NTPC. • NTPC approached to SECL through letter dated 04.09.2018 to explore settlement of outstanding dues for pre-CIMFR dispute with NTPC Joint Venture station in line with ADRM order, issued vide OM dated 23th July, 2018. • NSPCL has asked SECL vide letter dated 21.05.2018, 21.02.2019 and 24.12.2019 to commensurate NSPCL with NTPC regarding settlement of the dispute as per the order of ADRM. We have reviewed the correspondences between the parties. • SECL vide Letter dated 23.01.19 has stated that no such provision was given in the Order of ADRM regarding the Joint Ventures of NTPC. They will be seeking further clarification in this regard. • NSPCL vide its letter dated 26.08.2020 made a |



| | |
|--|---|
| <p>slippage from the invoices raised by SECL to which SECL did not agree.</p> <p>NSPCL has already passed on the credit to beneficiaries with a rider that based on the settlement of issue with SECL, NSPCL may have to recover above amount from beneficiaries at a later date.</p> <p>(Refer Note no. 20 and 62)</p> | <p>petition before Ministry of Power for resolution of the said dispute under AMRCD mechanism.</p> <ul style="list-style-type: none"> • Ministry of Power vide its meeting notice dated 18.03.2021 informed NSPCL that it has examined the petition and has decided to initiate the proceedings under AMRCD mechanism. • The said dispute is pending before AMRCD. • The company has shown this amount as contingent liability as on 31.03.2025. • It may be stated that in case such amount is indeed payable by NSPCL to SECL, NSPCL may recover such amount from their beneficiaries, as same was mentioned in the concerned beneficiaries' bill during that period. Thus, the impact of same would-be revenue neutral to company. • We have read various correspondences and related documents pertaining to this litigation case and performed substantive procedures on calculations supporting the disclosure of contingent liability. <p>Based on the above procedures performed, the estimation and disclosure of contingent liability is considered to be adequate and reasonable.</p> |
| <p>3</p> <p>Contingent Liabilities</p> <p>There are a number of litigations pending before various forums against the Company and the management's judgement is required for estimating the amount to be disclosed as contingent liability.</p> <p>We identified this as a key audit matter because the estimates on which these amounts are based involve a significant degree of management judgement in interpreting the cases and it may be subject to management bias.</p> <p>(Refer Note No. 38 & 62)</p> | <p>We have obtained an understanding of the Company's internal instructions and procedures in respect of estimation and disclosure of contingent liabilities and adopted the following audit procedures:</p> <ul style="list-style-type: none"> • understood and tested the design and operating effectiveness of controls as established by the management for obtaining all relevant information for pending litigation cases; • discussed with the management regarding any material developments thereto and latest status of legal matters; • read various correspondences and related documents pertaining to litigation cases and relevant external legal opinions obtained by the management and performed substantive procedures on calculations supporting the disclosure of contingent liabilities; |



| | | |
|----|---|---|
| | | <ul style="list-style-type: none"> • examined management's judgements and assessments in respect of whether provisions are required; • considered the management assessments of those matters that are not disclosed as contingent liability since the probability of material outflow is considered to be remote; • reviewed the adequacy and completeness of disclosures; <p>Based on the above procedures performed, the estimation and disclosures of contingent liabilities are considered to be adequate and reasonable.</p> |
| 4. | <p>Reconciliation of balances with SECL, SCCL and MCL</p> <p>The company purchases feed stock(coal) from the above suppliers and it is a key ingredient in running and smooth functioning of the power plants. The key issues which emerge are related to quality (grades of coal), quantities billed and receipts etc and related financial adjustments if any.</p> | <ul style="list-style-type: none"> • We took note of the correspondences between the company and fuel suppliers • We study ledger accounts including debit/credit notes • We study the FSA (Fuel Supply Agreement) and check its compliances |

Other Information

The Company's Board of Directors is responsible for the other information. The other information comprises the information included in the Board's Report including Annexures to Board's Report, Chairman's statement, Management Discussion and Analysis and other company related information (hereinafter referred to as 'other reports'), but does not include the financial statements and our auditor's report thereon.

The Other reports are expected to be made available to us after the date of this auditor's report.

Our opinion on the financial statements does not cover the other information and we will not express any form of assurance conclusion thereon.

In connection with our audit of the financial statements, our responsibility is to read the other information identified above when it becomes available and, in doing so, consider whether the other information is materially inconsistent with the financial statements or our knowledge obtained in the audit, or otherwise appears to be materially misstated.



When we read the 'Other reports', if we conclude that there is a material misstatement therein, we are required to communicate the matter to those charged with governance.

Responsibilities of the Management and Those Charged with Governance for the Financial Statements

The Company's Board of Directors are responsible for the matters stated in Section 134(5) of the Act with respect to the preparation of these financial statements that give a true and fair view of the financial position, financial performance, total comprehensive income, changes in equity and cash flows of the Company in accordance with the Ind AS, and other accounting principles generally accepted in India. This responsibility also includes maintenance of adequate accounting records in accordance with the provisions of the Act for safeguarding of the assets of the Company and for preventing and detecting frauds and other irregularities; selection and application of appropriate accounting policies; making judgments and estimates that are reasonable and prudent; and design, implementation and maintenance of adequate internal financial controls, that were operating effectively for ensuring the accuracy and completeness of the accounting records, relevant to the preparation and presentation of the financial statements that give a true and fair view and are free from material misstatement, whether due to fraud or error.

In preparing the financial statements, management is responsible for assessing the Company's ability to continue as a going concern, disclosing, as applicable, matters related to going concern and using the going concern basis of accounting unless management either intends to liquidate the Company or to cease operations, or has no realistic alternative but to do so.

The Board of Directors is also responsible for overseeing the Company's financial reporting process.

Auditor's Responsibilities for the Audit of Financial Statements

Our objectives are to obtain reasonable assurance about whether the financial statements as a whole are free from material misstatement, whether due to fraud or error, and to issue an auditor's report that includes our opinion. Reasonable assurance is a high level of assurance, but is not a guarantee that an audit conducted in accordance with SAs will always detect a material misstatement when it exists. Misstatements can arise from fraud or error and are considered material if, individually or in the aggregate, they could reasonably be expected to influence the economic decisions of users taken on the basis of these financial statements.

As part of an audit in accordance with SAs, we exercise professional judgment and maintain professional skepticism throughout the audit. We also:

- Identify and assess the risks of material misstatement of the financial statements, whether due to fraud or error, design and perform audit procedures responsive to those risks, and obtain audit evidence that is sufficient and appropriate to provide a basis for our opinion. The risk of not detecting a material misstatement resulting from fraud is higher than for one resulting from error, as fraud may involve collusion, forgery, intentional omissions, misrepresentations, or the override of internal control.
- Obtain an understanding of internal financial control relevant to the audit in order to design audit procedures that are appropriate in the circumstances. Under section 143(3)(i) of the Act, we are also responsible for



expressing our opinion on whether the company has adequate internal financial controls system in place and the operating effectiveness of such controls.

- Evaluate the appropriateness of accounting policies used and the reasonableness of accounting estimates and related disclosures made by the management.
- Conclude on the appropriateness of management's use of the going concern basis of accounting and, based on the audit evidence obtained, whether a material uncertainty exists related to events or conditions that may cast significant doubt on the Company's ability to continue as a going concern. If we conclude that a material uncertainty exists, we are required to draw attention in our auditor's report to the related disclosures in the financial statements or, if such disclosures are inadequate, to modify our opinion. Our conclusions are based on the audit evidence obtained up to the date of our auditor's report. However, future events or conditions may cause the Company to cease to continue as a going concern.
- Evaluate the overall presentation, structure and content of the financial statements, including the disclosure, and whether the financial statements represent the underlying transactions and events in a manner that achieves fair presentation.

Materiality is the magnitude of misstatements in the financial statements that, individually or in aggregate, makes it probable that the economic decisions of a reasonable knowledgeable user of the Financial Statements may be influenced. We consider quantitative materiality and qualitative factors in (i) planning the scope of our audit work and in evaluating the result of our work; and (ii) to evaluate the effect of any identified misstatements in the Financial Statements.

We communicate with those charged with governance regarding, among other matters, the planned scope and timing of the audit and significant audit findings, including any significant deficiencies in internal control that we identify during our audit.

We also provide those charged with governance with a statement that we have complied with relevant ethical requirements regarding independence, and to communicate with them all relationships and other matters that may reasonably be thought to bear on our independence, and where applicable, related safeguards.

From the matters communicated with those charged with governance, we determine those matters that were of most significance in the audit of the financial statements of the current period and are therefore the key audit matters. We describe these matters in our auditor's report unless law or regulation precludes public disclosure about the matter or when, in extremely rare circumstances, we determine that a matter should not be communicated in our report because the adverse consequences of doing so would reasonably be expected to outweigh the public interest benefits of such communication.

Report on Other Legal and Regulatory Requirements

1. As required by the Companies (Auditor's Report) Order, 2020 ("the Order") issued by the Central Government of India in terms of Section 143(11) of the Act, and on the basis of such checks of the books and records of the Company as we considered appropriate and according to the information and explanations given to us, we give in the Annexure-A, a statement on the matters specified in the paragraphs 3 and 4 of the Order.



2. We are enclosing our report in terms of Section 143 (5) of the Act, on the basis of such checks of the books and records of the Company as we considered appropriate and according to the information and explanations given to us, in the Annexure-B on the directions and sub-directions issued by Comptroller and Auditor General of India.
3. As required by Section 143 (3) of the Act, we report that:
- (a) We have sought and obtained all the information and explanations, which to the best of our knowledge and belief were necessary for the purposes of our audit;
 - (b) In our opinion, proper books of account as required by law have been kept by the Company so far as it appears from our examination of those books;
 - (c) The Balance Sheet, the Statement of Profit and Loss (including other comprehensive income), the statement of changes in equity and the statement of cash flow dealt with by this Report are in agreement with the books of account;
 - (d) In our opinion, the aforesaid financial statements comply with the Indian Accounting Standards specified under Section 133 of the Act, read with Companies (Indian Accounting Standards) Rules, 2015 as amended;
 - (e) As per the Notification No. GSR 463(E) dated 5th June 2015 issued by the Ministry of Corporate Affairs, Government of India, provisions of sub-section (2) of Section 164 of the Act, are not applicable to the Company being a joint venture of two Government Companies.
 - (f) With respect to the adequacy of the internal financial controls over financial reporting of the Company and the operating effectiveness of such controls, refer to our separate report in Annexure-C.
 - (g) As per Notification No. GSR 463(E) dated 5th June 2015 issued by the Ministry of Corporate Affairs, Government of India, Section 197 of the Act is not applicable to the Company being a joint venture of two Government Companies. Accordingly, reporting in accordance with requirement of provisions of section 197(16) of the Act is not applicable on the Company; and
 - (h) With respect to the other matters to be included in the Auditor's Report in accordance with Rule 11 of the Companies (Audit and Auditors) Rules, 2014, as amended, in our opinion and to the best of our information and according to the explanations given to us:
 - (i) The Company has disclosed the impact of pending litigation on its financial position in its financial statement. (Refer Note No. 38 to the financial statements).
 - (ii) In our opinion and to the best of our information and explanations given to us, the Company did not have any long-term contracts including derivative contracts for which there were any material foreseeable losses.
 - (iii) In our opinion and to the best of our information and explanations given to us, there were no amounts which were required to be transferred to the Investor Education and Protection Fund by the Company
 - (iv) (1) The management has represented that, to the best of it's knowledge and belief, as disclosed in the note no. 63(xi) to the financial statements, no funds have been advanced or loaned or invested (either from borrowed funds or share premium or any other sources or kind of funds) by the company to or in



any other person(s) or entity(ies), including foreign entities (“Intermediaries”), with the understanding, whether recorded in writing or otherwise, that the Intermediary shall, whether, directly or indirectly lend or invest in other persons or entities identified in any manner whatsoever by or on behalf of the Company (“Ultimate Beneficiaries”) or provide any guarantee, security or the like on behalf of the Ultimate Beneficiaries;

(2) The management has represented, that, to the best of it’s knowledge and belief, as disclosed in the note no. 63(xi) to the financial statements, no funds have been received by the Company from any person(s) or entity(ies), including foreign entities (“Funding Parties”), with the understanding, whether recorded in writing or otherwise, that the Company shall, whether, directly or indirectly, lend or invest in other persons or entities identified in any manner whatsoever by or on behalf of the Funding Party (“Ultimate Beneficiaries”) or provide any guarantee, security or the like on behalf of the Ultimate Beneficiaries; and

(3) Based on the audit procedures performed that have been considered reasonable and appropriate in the circumstances, nothing has come to our notice that has caused us to believe that the representations under sub-clause (i) and (ii) of Rule 11(e), as provided under (1) and (2) above, contain any material mis-statement.

(v) In our opinion and to the best of our information and explanations given to us, the dividend declared or paid during the year by the Company is in compliance with section 123 of the Companies Act, 2013.

(vi) Based on our examination which includes test checks, the company has used an accounting software for maintaining books of accounts which has a feature of recording audit trail (edit log) facility and the same has operated throughout the year for all relevant transactions recorded in the software. Further, during the course of our audit we did not come across any instance of audit trail feature being tampered with under 11(g) as per Companies (Accounts and Rules), 2014

For M.K. AGGARWAL & COMPANY
Chartered Accountants
Firm’s Registration No. 001411N
By the hand of



Date: 29.04.2026
Place: New Delhi

CA Atul Aggarwal
Partner
M. No. 099374
UDIN: 26099374 XBATGU2076

Annexure – ‘A’ to the Independent Auditors’ Report

Annexure referred to in our report of even date to the members of **NTPC-SAIL Power Company Limited** on the financial statements for the year ended **31st March 2026**

- (i) In respect of Companies Property, plant & equipment and Intangible assets:
- (a) (A) The company has generally maintained proper records showing full particulars, including quantitative details and situation of Property, Plant and Equipment;
- (B) The company has generally maintained proper records showing full particulars of intangible assets;
- (b) The company is having a regular program of physical verification of all Property, Plant & Equipment over a period of three years, which, in our opinion, is reasonable having regard to the size of the Company and the nature of its property, plant & equipment. No material discrepancies were noticed on such verification.
- (c) According to the information and explanations given to us and on the basis of our examination of the records of the Company, the title deeds of all the immovable properties (other than properties where the company is the lessee and the lease agreements are duly executed in favour of the lessee) disclosed in the financial statements are held in the name of the company, except detail given below: -

| Description of property | Gross carrying value | Held in name of | Whether promoter, director or their relative or employee | Period held – indicate range, where appropriate | Reason for not being held in name of company* |
|---|----------------------|-------------------------------|--|---|---|
| 42.031 acres of lease land for 2 x 20 MW Durgapur Expansion Project | -- | Steel Authority of India Ltd. | Promoter | Since financial year 2016-17 till date | Lease Approval is yet to be obtained from SAIL, as it is pending in Ministry of Steel |
| 400 acres of Maroda-1 Reservoir out of which approx. 80 acres of area for Bhilai Floating Solar of 15MW | -- | Steel Authority of India Ltd. | Promoter | Financial year 2025-26 | Lease Approval is yet to be obtained from SAIL, as it is pending in Ministry of Steel |



- (d) The Company has not revalued its Property, Plant and Equipment (including Right of Use assets) or intangible assets or both during the year.
- (e) According to the information and explanations given to us and on the basis of our examination of the records of the Company, no proceedings have been initiated or are pending against the company for holding any benami property under the Benami Transactions (Prohibition) Act, 1988 (45 of 1988) and rules made thereunder.
- (ii) (a) The inventory has been physically verified at reasonable intervals by the management and in our opinion, the coverage and procedure of such verification by the management is appropriate. According to the information and explanations given to us by the company, value of discrepancies noticed on such physical verification does not account for 10% or more in the aggregate for each class of inventory.
- (b) In our opinion and according to the information and explanations given to us, during the year, the company has been sanctioned working capital limits of Rs.315 crore by SBI on the basis of security of current assets and quarterly statements filed by the company with such bank are generally in agreement with the books of accounts of the Company.
- (iii) The company has not made investments in Mutual Funds during the year which was sold and there is no balance outstanding in respect of this, as at the balance sheet date. In our opinion, investments made are not prejudicial to the Company's interest. Other than this, company has not made any investments in, provided any guarantee or security or granted any loans or advances in the nature of loans, secured or unsecured, to companies, firms, Limited Liability Partnerships or any other parties during the year. Accordingly, provisions of clause 3 (iii)(a) to 3(iii)(f) of the Order are not applicable to the company.
- (iv) In our opinion and according to the information and explanations given to us, the Company has not granted any loans or made any investment or given any guarantee or security covered under Section 185 and 186 of the Companies Act, 2013.
- (v) In our opinion and according to the information and explanations given to us, the Company has not accepted any deposits or amounts which are deemed to be deposits from the public within the meaning of the directives issued by the Reserve Bank of India and provisions of sections 73 to 76 or any other relevant provisions of the Companies Act and the rules framed thereunder. Accordingly, provisions of clause 3 (v) of the Order are not applicable to the company.
- (vi) We have broadly reviewed the accounts and records maintained by the company pursuant to the rules made by the Central Government for maintenance of cost record under Sub-section (1) of section 148 of the Companies Act, 2013 read with Companies (Cost Records & Audit) Rules, 2014 and we are of the opinion that prima facie the prescribed accounts and records have been made and maintained. However, we have not made a detailed examination of the records with a view to determining whether they are accurate and complete.
- (vii) According to the information and explanations given to us, in respect of statutory dues:
- (a) The company has generally been regular in depositing undisputed statutory dues including Goods



and Service tax, provident fund, employees' state insurance, income tax, sales tax, service tax, duty of customs, duty of excise, value added tax, cess and other statutory dues to the appropriate authorities and there are no undisputed dues outstanding as on 31st March, 2026 for a period of more than six months from the date they became payable.

- (b) According to the records of the Company and explanation given to us, there are disputed dues of Income Tax, Service Tax, Entry tax, Employee's state insurance and goods and service tax aggregating to ₹ 13795.24 Lakhs which have not been deposited on account of matters pending before appropriate authorities.

The details of the disputed dues as at 31st March, 2026 are mentioned hereunder:

| Name of the Statute | Nature of Dues | Amount (Rs. in Lakhs) | Period (Financial Year) | Forum before which Dispute is pending |
|------------------------------------|--|-----------------------|-------------------------|--|
| Income Tax Act, 1961 | Income Tax including Interest | 1425.06 | 2008-09 | Delhi High Court |
| Finance Act, 1994 | Service Tax including Interest and penalty | 2091.52 | 2004-05 | High Court of Kolkata |
| Finance Act, 1994 | Service Tax including Interest and penalty | 11.79 | 2016-17 | Assistant Commissioner/ Circle-III/DGP Audit |
| Odisha Entry Tax, 1999 | Entry Tax Penalty | 42.73 | 2014-18 | Sales Tax Tribunal Odisha |
| Employee State Insurance Act, 1948 | ESI | 19.26 | 2008-09 | Kolkata High Court |
| Finance Act, 1994 | Service tax | 10082.29 | 2016-17 | Chhattisgarh High Court |
| CGST Act | GST | 13.34 | 2017-18, | CGST & Excise Durgapur Audit |
| | | 102.29 | 2022-23 | Commissionerate |
| CGST Act | GST | 6.97 | 2017-18 | Commissioner Appeal-GST Delhi |
| | Total | 13795.24 | | |

- (viii) In our opinion and according to the information and explanations given to us, the Company has not surrendered or disclosed as income, any transaction not recorded in the books of account, during the year in the tax assessments under the Income Tax Act, 1961 (43 of 1961). Accordingly, the provisions of clause 3(viii) of the Order are not applicable.

- (ix) (a) In our opinion and according to the information and explanations given to us, the Company has not defaulted in repayment of loans or other borrowings or in the payment of interest thereon to any lender.



- (b) According to the information and explanations given to us and on the basis of our audit procedures, we report that the Company has not been declared willful defaulter by any bank or financial institution or another lender.
- (c) In our opinion and according to the information and explanations given to us, term loans were applied for the purpose for which the loans were obtained.
- (d) According to the information and explanations given to us, and the procedures performed by us, and on an overall examination of the financial statements of the company, we report that no funds raised on short-term basis have been used for long-term purposes by the Company.
- (e) According to the records of the company and explanation given to us, the company does not have any subsidiary, associate or joint venture. Accordingly, provisions of clause 3 (ix)(e) of the Order are not applicable to the company.
- (f) According to the records of the company and explanation given to us, the company does not have any subsidiary, joint venture or associate company. Accordingly, provisions of clause 3 (ix)(f) of the Order are not applicable to the company.
- (x) (a) According to the books and records of the company and as per the information and explanation given to us by the management, the company has not raised any money by way of initial public offer or further public offer (including debt instruments) during the year. Accordingly, provisions of clause 3 (x)(a) of the Order are not applicable to the company.
- (b) The company has not made any preferential allotment or private placement of shares or convertible debentures (fully, partially or optionally convertible) during the year. Accordingly, provisions of clause 3 (x)(b) of the Order are not applicable to the company.
- (xi) (a) According to the information and explanation given to us and based on our examination of the books and records of the company, we have not come across any case of fraud that has been committed by or on the Company during the year.
- (b) No report under sub-section (12) of section 143 of the Companies Act has been filed by the auditors in Form ADT-4 as prescribed under Rule 13 of Companies (Audit and Auditors) Rules, 2014 with the Central Government.
- (c) As informed to us, no whistle-blower complaints were received during the year by the company.
- (xii) The provisions of clause 3 (xii)(a) to 3 (xii)(c) of the Order, for Nidhi company, are not applicable to the Company.
- (xiii) In our opinion and according to the information and explanations given to us, all transactions with the related parties are in compliance with Sections 177 and 188 of Act, where applicable, and the requisite details have been disclosed in the financial statements, as required by the applicable Indian Accounting Standards.



- (xiv) (a) In our opinion and based on our examination, the Company has an internal audit system commensurate with the size and nature of its business.
- (b) The reports of the Internal Auditors for the period under audit have been duly considered by us.
- (xv) In our opinion and according to the information and explanations given to us, the Company has not entered into any noncash transactions with the directors or persons connected with them covered under Section 192 of the Act. Accordingly, provisions of clause 3(xv) of the Order are not applicable.
- (xvi) (a) In our opinion and according to the information and explanations given to us, the Company is not required to be registered under Section 45-IA of the Reserve Bank of India Act, 1934. Accordingly, provisions of clause (xvi)(a) of the Order are not applicable.
- (b) According to the information and explanations provided to us, the Company has not conducted any Non-Banking Financial or Housing Finance activities therefore the Company is not required to be registered under Section 45-IA of the Reserve Bank of India Act, 1934. Accordingly, provisions of clause 3(xvi)(b) of the Order are not applicable.
- (c) The Company is not a Core Investment Company (CIC) as defined in the regulations made by the Reserve Bank of India. Accordingly, provisions of clause 3(xvi)(c) of the Order are not applicable.
- (d) In our opinion, there is no core investment company within the Group (as defined in the Core Investment Companies (Reserve Bank) Directions, 2016). Accordingly, provisions of clause 3(xvi)(d) of the Order are not applicable.
- (xvii) Based on our examination of the books and records of the Company, the company has not incurred any cash losses in the financial year and in the immediately preceding financial year. Accordingly, provisions of clause 3(xvii) of the order are not applicable to the company.
- (xviii) There has been no resignation of the statutory auditors during the year. Accordingly, provisions of clause 3 (xviii) of the Order are not applicable to the Company.
- (xix) According to the information and explanations given to us and on the basis of the financial ratios, ageing and expected dates of realization of financial assets and payment of financial liabilities, other information accompanying the financial statements, our knowledge of the Board of Directors and management plans and based on our examination of the evidence supporting the assumptions, nothing has come to our attention, which causes us to believe that any material uncertainty exists as on the date of the audit report that Company is not capable of meeting its liabilities existing at the date of balance sheet as and when they fall due within a period of one year from the balance sheet date. We, however, state that this is not an assurance as to the future viability of the Company. We further state that our reporting is based on the facts up to the date of the audit report and we neither give any guarantee nor any assurance that all liabilities falling due within a period of one year from the balance sheet date, will get discharged by the Company as and when they fall due.
- (xx) In our opinion and according to the information and explanations given to us, the company has incurred expenditure under Corporate Social Responsibility as required by the provisions of Section 135 of the



Act and there are no unspent amounts which are to be transferred pursuant to section 135(5) and 135(6) of the Act. Accordingly, provisions of Clause 3(xx)(a) & 3(xx)(b) are not applicable to the company.

(xxi) The company is a standalone company and therefore the provisions of clause 3 (xxi) of the Order are not applicable to the Company.

For M.K. AGGARWAL & COMPANY
Chartered Accountants
Firm's Registration No. 001411N
By the hand of

Date: 29.04.2026

Place: New Delhi



CA Atul Aggarwal
Partner
M. No. 099374
UDIN: 26099374 XBATG02076

Annexure – ‘B’ to the Independent Auditors’ Report

Annexure referred to in our report of even date to the members of NTPC-SAIL Power Company Limited on the financial statements for the year ended 31st March 2026

DIRECTIONS OF COMPTROLLER AND AUDITOR GENERAL OF INDIA UNDER SECTION 143(5) OF THE COMPANIES ACT, 2013

| S. No. | Directions | Reply | Impact on financial statement |
|--------|--|---|-------------------------------|
| 1. | Assess the fair valuation of all the investments, both quoted and unquoted, made directly by the Company or through Trusts, for Post retirement benefits of the employees. This includes verifying valuation methodologies, ensuring consistency with Ind AS and reviewing supporting documentation. The auditor shall provide a brief note on the valuation approach, its reasonability, and compliance with applicable regulations, reporting any material deviations or misstatement. | The company has not done any investment for Post retirement benefits of its employee directly. It has formed trust which are making investment. The said investments are valued by an independent Actuarial valuer. These trusts are subject to statutory audit by another independent auditor and thus has not been audited by us. The impact of same could not be ascertained. | Not ascertainable |
| 2. | Whether the Company has a system in a place to process all the accounting instruction through IT system? If yes, Whether review of this system and contracts that are significant to the company’s financial reporting process as well as cyber security has been done by Information Security Auditing Organization’s empaneled by Cert-In at a minimum frequency of once in a year and material discrepancies found” if any have been suitably reported? The implication of processing of accounting along with the financial implication may be reported. | The company is having SAP to record all the accounting transactions. Its IT and Cyber Security system has been audited by an independent agency which is certified by CERT IN. No transactions have been done outside the SAP/IT system. | Nil |
| 3. | Whether funds (grants/ subsidy etc.) received/ receivable for specific schemes from Central/State Government or its agencies were properly accounted for as per the applicable accounting standards or norms and whether the received funds were utilised as per its terms and conditions? Whether accounting of interest earned on grants received has been done as per terms and conditions of the Grant. List the cases of deviation. | As per information and explanations made by the management, no funds (grants/subsidy etc.) were received or are receivable for specific schemes from the Central/State government or its agencies during the year. | Nil |
| 4. | Whether the Company has identified the key Risk areas? If yes, whether the Company has | Based on the information and explanations provided to us and on the basis of minutes of | Not ascertainable |



| | | | |
|----|---|---|-----|
| | formulated any Risk Management Policy to mitigate these risks? If yes, (a) whether the Risk Management Policy has been formulated considering global best practices? (b) whether the Company has identified its data assets and whether it has been valued appropriately? | meetings made available for our verification, the Company has discussed certain key risk areas at management level. However, in absence of a formally documented Risk Control Matrix or comprehensive risk management framework, we are unable to comment on the completeness/adequacy of risk identification and effectiveness of the risk mitigation measures implemented by the Company. | |
| 5. | Whether the Company is complying with the Securities and Exchange Board of India (SEBI) (Listing Obligation and Disclosure Requirements) Regulations, 2015, and other applicable rules and regulations of SEBI, Department of Investment and Public Asset Management, Ministry of Corporate Affairs, Department of Public Enterprises, Reserve Bank of India, Telecom Regulatory Authority of India, CERT-IN, Ministry of Electronics and Information Technology and National Payments Corporation of India wherever applicable? If not, the cases of deviation may be highlighted. | Company is not a listed company; thus SEBI (LODR) is not applicable. Further, it follows the MCA guidelines, DIPAM and DPE Guidelines for various records/returns as per Companies Act, Dividend guidelines as per DIPAM and governing framework as per DPE Guidelines. | Nil |

For M.K. AGGARWAL & COMPANY
Chartered Accountants
Firm's Registration No. 001411N
By the hand of

Date: 29.04.2026
Place: New Delhi



CA Atul Aggarwal
Partner
M. No. 099374
UDIN: 26099374 xBAT9U 2076

Annexure – ‘C’ to the Independent Auditors’ Report

Annexure referred to in our report of even date to the members of **NTPC-SAIL Power Company Limited** on the financial statements for the year ended **31st March 2026**

Report on the Internal Financial Controls under Clause (i) of Sub-section 3 of Section 143 of the Companies Act, 2013 (“the Act”)

We have audited the internal financial controls over financial reporting of **NTPC-SAIL Power Company Limited** (“the Company”) as of **31st March 2026** in conjunction with our audit of the financial statements of the Company for the year ended on that date.

Management’s Responsibility for Internal Financial Controls

The Company’s Management is responsible for establishing and maintaining internal financial controls based on the internal control over financial reporting criteria established by the Company considering the essential components of internal control stated in the Guidance Note on Audit of Internal Financial Controls over Financial Reporting issued by the Institute of Chartered Accountants of India (‘ICAI’). These responsibilities include the design, implementation and maintenance of adequate internal financial controls that were operating effectively for ensuring the orderly and efficient conduct of its business, including adherence to company’s policies, the safeguarding of its assets, the prevention and detection of frauds and errors, the accuracy and completeness of the accounting records, and the timely preparation of reliable financial information, as required under the Companies Act, 2013.

Auditors’ Responsibility

Our responsibility is to express an opinion on the Company’s internal financial controls over financial reporting based on our audit. We conducted our audit in accordance with the Guidance Note on Audit of Internal Financial Controls over Financial Reporting (the “Guidance Note”) and the Standards on Auditing, issued by ICAI and deemed to be prescribed under section 143(10) of the Companies Act, 2013, to the extent applicable to an audit of internal financial controls, both applicable to an audit of Internal Financial Controls and, both issued by the Institute of Chartered Accountants of India. Those Standards and the Guidance Note require that we comply with ethical requirements and plan and perform the audit to obtain reasonable assurance about whether adequate internal financial controls over financial reporting was established and maintained and if such controls operated effectively in all material respects.

Our audit involves performing procedures to obtain audit evidence about the adequacy of the internal financial controls system over financial reporting and their operating effectiveness. Our audit of internal financial controls over financial reporting included obtaining an understanding of internal financial controls over financial reporting, assessing the risk that a material weakness exists, and testing and evaluating the design and operating effectiveness of internal control based on the assessed risk. The procedures selected depend on the auditor’s judgment, including the assessment of the risks of material misstatement of the financial statements, whether due to fraud or error.



We believe that the audit evidence we have obtained is sufficient and appropriate to provide a basis for our audit opinion on the Company's internal financial controls system over financial reporting.

Meaning of Internal Financial Controls with Reference to Financial Reporting

A company's internal financial control over financial reporting is a process designed to provide reasonable assurance regarding the reliability of financial reporting and the preparation of financial statements for external purposes in accordance with generally accepted accounting principles. A company's internal financial control over financial reporting includes those policies and procedures that (1) pertain to the maintenance of records that, in reasonable detail, accurately and fairly reflect the transactions and dispositions of the assets of the company; (2) provide reasonable assurance that transactions are recorded as necessary to permit preparation of financial statements in accordance with generally accepted accounting principles, and that receipts and expenditures of the company are being made only in accordance with authorizations of management and directors of the company; and (3) provide reasonable assurance regarding prevention or timely detection of unauthorized acquisition, use, or disposition of the company's assets that could have material effect on the financial statements.

Inherent Limitations of Internal Financial Controls over Financial Reporting

Because of the inherent limitations of internal financial controls over financial reporting, including the possibility of collusion or improper management override of controls, material misstatements due to error or fraud may occur and not be detected. Also, projections of any evaluation of the internal financial controls over financial reporting to future periods are subject to the risk that the internal financial control over financial reporting may become inadequate because of changes in conditions, or that the degree of compliance with the policies or procedures may deteriorate.

Opinion

In our opinion, to the best of our information and according to the explanations given to us, the Company has, in all material respects, an adequate internal financial controls system over financial reporting and such internal financial controls over financial reporting were operating effectively as at 31st March 2026, based on the internal control over financial reporting criteria established by the Company considering the essential components of internal control stated in the Guidance Note on Audit of Internal Financial Controls Over Financial Reporting issued by the Institute of Chartered Accountants of India.

**For M. K. AGGARWAL & CO.
CHARTERED ACCOUNTANTS
Firm Regn. No: 01411N**



**CA Atul Aggarwal
Partner**

M. No. 099374

UDIN: 26049374 XBATGV2076

Dated: 29.04.2026

BALANCE SHEET AS AT

| PARTICULARS | NOTE NO. | ₹ in Lakhs | |
|---|----------|------------------|------------------|
| | | 31.03.2026 | 31.03.2025 |
| ASSETS | | | |
| Non-current assets | | | |
| Property, plant and equipment | 2 | 98632.03 | 101093.81 |
| Capital work in progress | 3 | 53328.27 | 48769.35 |
| Intangible assets | 4 | 38.56 | 20.47 |
| Intangible assets under development | 5 | - | - |
| Financial assets | | | |
| Investments | 6 | - | - |
| Trade Receivables | 7 | - | - |
| Loans | 8 | 2801.28 | 2438.41 |
| Other financial assets | 9 | 308966.72 | 304349.20 |
| Deferred tax Assets (Net) | 10 | 9673.10 | 7427.43 |
| Other non-current assets | 11 | 13623.85 | 7442.18 |
| Total non-current assets | | 487063.81 | 471540.85 |
| Current Assets | | | |
| Inventories | 12 | 33452.60 | 26804.82 |
| Financial assets | | | |
| Investments | 13 | - | - |
| Trade receivables | 14 | 38590.64 | 38207.70 |
| Cash and cash equivalents | 15 | 7935.89 | 1039.06 |
| Bank balances other than cash and cash equivalents | 16 | 3.64 | 2.58 |
| Loans | 17 | 1123.54 | 895.99 |
| Other financial assets | 18 | 13380.17 | 13068.41 |
| Current Tax Assets (Net) | 19 | - | - |
| Other current assets | 20 | 21437.93 | 14405.20 |
| Total current assets | | 115924.41 | 94423.76 |
| TOTAL ASSETS | | 602988.22 | 565964.61 |
| EQUITY & LIABILITIES | | | |
| EQUITY | | | |
| Equity Share capital | 21 | 98050.01 | 98050.01 |
| Other equity | 22 | 247395.69 | 225535.32 |
| Total equity | | 345445.70 | 323585.33 |
| LIABILITIES | | | |
| Non-current liabilities | | | |
| Financial liabilities | | | |
| Borrowings | 23 | 117561.66 | 107781.83 |
| Lease Liabilities | 24 | 1571.02 | 1803.72 |
| Trade payables | 25 | - | - |
| (A) total outstanding dues of micro enterprises and small enterprises; and | | - | - |
| (B) total outstanding dues of creditors other than micro enterprises and small enterprises. | | - | - |
| Other financial liabilities | 26 | 292.98 | 4686.19 |
| Provisions | 27 | 7134.74 | 840.46 |
| Deferred tax liabilities (Net) | 28 | - | - |
| Other non-current liabilities | 29 | - | - |
| Total non-current liabilities | | 126560.40 | 115112.20 |
| Current liabilities | | | |
| Financial liabilities | | | |
| Borrowings | 30 | 68675.93 | 64564.25 |
| Lease Liabilities | 31 | 232.68 | 81.32 |
| Trade payables | 32 | - | - |
| (A) total outstanding dues of micro enterprises and small enterprises; and | | 3075.15 | 2496.65 |
| (B) total outstanding dues of creditors other than micro enterprises and small enterprises. | | 17143.01 | 22627.37 |
| Other financial liabilities | 33 | 30286.91 | 26158.81 |
| Other current liabilities | 34 | 10581.29 | 4762.56 |
| Provisions | 35 | 987.15 | 6576.12 |
| Current tax liabilities (net) | 36 | - | - |
| Total current liabilities | | 130982.12 | 127267.08 |
| TOTAL EQUITY AND LIABILITIES | | 602988.22 | 565964.61 |
| Payables-micro and small enterprises | 37 | 4518.02 | 3605.89 |
| Contingent Liability | 38 | 22326.52 | 23083.73 |
| Material accounting policies | 1 | - | - |

The accompanying notes 1 to 72 form an integral part of these financial statements.

Shagun Bajpai
(Shagun Bajpai)
Company Secretary

Kamalakanta Nayak
(Kamalakanta Nayak)
Chief Financial Officer

Diwakar Kaushik
(Diwakar Kaushik)
Chief Executive Officer

M.B. Balakrishnan
(M.B. Balakrishnan)
Director

Anil Kumar Jadhav
(Anil Kumar Jadhav)
Chairman

As per our report of even date
For M.K. Aggarwal & Co.
Chartered Accountants
FRN No.01411N

(Atul Aggarwal)
Partner
Membership No.099374

Place : New Delhi
Date : 29.04.2026





NTPC-SAIL POWER COMPANY LTD.

STATEMENT OF PROFIT AND LOSS

| PARTICULARS | NOTE NO. | ₹ in Lakhs | |
|---|----------|---------------------------------|-------------------------------|
| | | For the period ended 31.03.2026 | For the year ended 31.03.2025 |
| Income | | | |
| Revenue from operations | 39 | 403654.86 | 406982.58 |
| Other income | 40 | 1164.83 | 1298.50 |
| Total Income | | 404819.69 | 408281.08 |
| Expenses | | | |
| Fuel cost | 41 | 212690.76 | 227001.63 |
| Employee benefits expense | 42 | 25315.71 | 23862.85 |
| Finance costs | 43 | 11363.47 | 12208.05 |
| Depreciation, amortization and impairment expense | 44 | 8540.76 | 8142.26 |
| Other expenses | 45 | 80913.22 | 76860.07 |
| Total expenses | | 338823.92 | 348074.86 |
| Income less expenses charge to revenue | | | |
| Profit before tax | | 65995.77 | 60206.22 |
| Tax expense | | | |
| Current tax | | | |
| Current year | | 11532.32 | 10542.90 |
| Earlier years | | - | - |
| Deferred tax (asset)/liability | | (8526.97) | 4519.73 |
| MAT credit (available)/utilized | | 6141.04 | 5790.81 |
| Total tax expense | | 9146.39 | 20853.44 |
| Profit for the year | | 56849.38 | 39352.78 |
| Other comprehensive income | | | |
| Items that will not be reclassified to profit or loss (net of tax) | | | |
| Net actuarial (gains) / losses on defined benefit plans | | (10.98) | 355.84 |
| Other comprehensive (income) / Expenses for the year, net of tax | | (10.98) | 355.84 |
| Total comprehensive income for the year | | 56860.36 | 38996.94 |
| Expenditure during construction period (net) | 46 | 1851.34 | 1846.97 |
| Earnings per equity share (Par value ₹ 10/- each) | | | |
| Basic & Diluted (₹) | | 5.80 | 4.01 |
| Material accounting policies | 1 | | |

The accompanying notes 1 to 72 form an integral part of these financial statements.


(Shagun Bajpai)
Company Secretary


(Kamalakanta Nayak)
Chief Finance Officer


(Diwakar Kaushik)
Chief Executive Officer


(M.B. Balakrishnan)
Director


(Anil Kumar Jadli)
Chairman

As per our report of even date
For For M.K. Aggarwal & Co.
Chartered Accountants
FRN No.01411N

(Atul Aggarwal)
Partner
Membership No.099374

Place : New Delhi
Date : 29.04.2026





NTPC-SAIL POWER COMPANY LTD.

STATEMENT OF CASH FLOWS

₹ in Lakhs

| Particulars | For the period ended 31.03.2026 | For the year ended 31.03.2025 |
|--|---------------------------------|-------------------------------|
| A. CASH FLOW FROM OPERATING ACTIVITIES | | |
| Profit before tax | 65,995.78 | 60,206.22 |
| Adjustment for: | | |
| Depreciation & Amortisation | 8,855.95 | 8,423.97 |
| Other Comprehensive Income | 10.98 | (355.84) |
| Provision - Others/ Stores | - | 4.34 |
| Provision Written Back | 8.79 | 1.78 |
| Fly Ash Utilisation Fund (Net) | - | (1.43) |
| Interest Income on term deposits/investments | (65.16) | 12,208.05 |
| Finance Costs | 11,363.47 | (1.61) |
| Profit on de-recognition of property, plant & equipment/Intangible assets | (1.63) | 185.48 |
| Loss on de-recognition of property, plant & equipment/Intangible assets | 99.74 | - |
| Income on Investments | - | - |
| Operating profit before working capital changes | 86,267.91 | 80,670.97 |
| Adjustment for: | | |
| Trade Receivables | 3,456.65 | (13,197.34) |
| Inventories | (6,647.77) | 4,226.29 |
| Trade payables / Provisions, other financial liabilities and other liabilities | 1,268.17 | 2,049.07 |
| Loans, other financial assets and other assets | (22,503.41) | (2,121.88) |
| Cash generated from operations | 61,841.56 | 71,627.10 |
| Direct Taxes Refund/ (Paid) (Net) | (11,600.56) | (9,585.33) |
| Net cash from operating activities - A | 50,240.99 | 62,041.76 |
| B. CASH FLOW FROM INVESTING ACTIVITIES | | |
| Interest Income on term deposits/investments | 64.91 | 0.59 |
| Disposal of property, plant & equipment/Intangible assets | 1.63 | 1.61 |
| Loss on de-recognition of property, plant & equipment/Intangible assets | - | - |
| Bank Balance Other Than Cash & Cash Equivalents | (1.07) | 49.57 |
| Sale/(Purchase) of Investment | - | - |
| Purchase of Property, Plant & Equipment/Intangible assets | (6,378.76) | (9,313.43) |
| (Inc)/Dec in CWIP | (4,558.92) | (8,322.95) |
| Net cash used in Investing activities - B | (10,872.21) | (17,584.62) |
| C. CASH FLOW FROM FINANCING ACTIVITIES | | |
| Proceed from issue of Equity capital | - | 53,977.99 |
| Proceeds from borrowing | 117,337.16 | (59,913.69) |
| Repayment of borrowings | (103,445.64) | (12,208.05) |
| Interest paid | (11,363.47) | (31,500.00) |
| Dividend paid | (35,000.00) | - |
| Tax on dividend | - | (49,643.75) |
| Net cash used in financing activities - C | (32,471.95) | (49,643.75) |
| Net increase / (decrease) in cash and cash equivalents (A+B+C) | 6,896.84 | (5,186.61) |
| Cash and cash equivalents at beginning of the year | 1,039.06 | 6,225.67 |
| Cash and cash equivalents at end of the year | 7,935.89 | 1,039.06 |
| Net cash increase / (decrease) | 6,896.84 | (5,186.61) |

Note:

- Cash and cash equivalents consist of cheques in hand, balance with banks and deposits with original maturity of upto three months.
- Refer Note No.15 for Cash and cash equivalents.
- Refer Note no. 57 (b) for details of undrawn borrowing facilities that may be available for future operating activities and to settle capital commitments.
- Reconciliation between opening and closing balances in the balance sheet for liabilities arising from financing activities:

| Particulars | Long-term borrowings * | Short-term borrowings | Interest on borrowings |
|---|------------------------|-----------------------|------------------------|
| Opening balance as at 1 April 2025 | 133,346.07 | 39,000.00 | 395.14 |
| Loan draws/interest accrued during the year (in cash) | 74,337.16 | 306,036.90 | 12,524.98 |
| Loan repayments/interest payment during the year (in cash) | 61,453.25 | 305,036.90 | 12,474.34 |
| Changes due to variation in exchange rate (non-cash) | - | - | - |
| Changes due to amortisation of transaction costs on borrowings (non-cash) | 7.61 | - | - |
| Closing balance as at 31 March 2026 | 146,237.59 | 40,000.00 | 445.78 |

* Includes current maturities of non-current borrowings, refer Note 30

Shagun Bajpai
(Shagun Bajpai)
Company Secretary

Kamalakanta Nayak
(Kamalakanta Nayak)
Chief Finance Officer

Diwakar Kaushik
(Diwakar Kaushik)
Chief Executive Officer

M.B. Balakrishnan
(M.B. Balakrishnan)
Director

Anil Kumar Jadli
(Anil Kumar Jadli)
Chairman

As per our report of even date
For M.K. Aggarwal & Co.
Chartered Accountants
FRN No.01411N

Place : New Delhi
Date : 29.04.2026

(Atul Aggarwal)
Partner
Membership No.099374





STATEMENT OF CHANGES IN EQUITY FOR THE PERIOD ENDED 31ST MARCH 2026

(A) Equity Share Capital
(1) For the period ended 31 Mar, 2026

| ₹ in Lakhs | | | |
|----------------------------|--|---|---|
| Balance as at 1 April 2025 | Changes in Equity Share Capital due to prior period errors | Restated balance at the beginning of the current period | Changes in equity share capital during the year |
| 98,050.01 | - | - | 98,050.01 |

(2) For the period ended 31 Mar, 2025

| ₹ in Lakhs | | | |
|----------------------------|--|---|---|
| Balance as at 1 April 2024 | Changes in Equity Share Capital due to prior period errors | Restated balance at the beginning of the current period | Changes in equity share capital during the year |
| 98,050.01 | - | - | 98,050.01 |

(B) Other Equity

(1) For the period ended 31 Mar, 2026

| Particulars | Reserves & Surplus | | | | | | Items of other comprehensive income | | | Total |
|---|--------------------|------------------------|---|--------------------------------------|--|---------------------|-------------------------------------|--|---|-------------|
| | i) Capital reserve | ii) Securities premium | iii) Bonds/ Debentures redemption reserve | iv) Fly ash utilisation reserve fund | v) Corporate social responsibility (CSR) reserve | vi) General reserve | vii) Retained Earnings | viii) Remeasurement of defined benefit plans | ix) Equity Instruments through Other Comprehensive Income | |
| Balance as at 1 April 2025 | - | - | - | - | - | 2,630.98 | 224,406.39 | (1,502.08) | - | 225,535.31 |
| Profit for the year | - | - | - | - | - | - | 56,849.38 | - | - | 56,849.38 |
| Other comprehensive Income | - | - | - | - | - | - | - | 10.98 | - | 10.98 |
| Total Comprehensive Income | - | - | - | - | - | 2,630.98 | 281,255.77 | (1,491.10) | - | 282,395.65 |
| Transfer to fly ash utilisation reserve | - | - | - | - | - | - | - | - | - | - |
| Transfer from CSR reserve | - | - | - | - | - | - | - | - | - | - |
| Transfer to CSR reserve | - | - | - | - | - | - | - | - | - | - |
| Transfer to general reserve | - | - | - | - | - | - | (35,000.00) | - | - | (35,000.00) |
| Interim Dividend (F.Y. 2025-26) | - | - | - | - | - | - | - | - | - | - |
| Final Dividend | - | - | - | - | - | - | - | - | - | - |
| Balance as at 31st Mar 2026 | - | - | - | - | - | 2,630.98 | 246,255.77 | (1,491.10) | - | 247,395.65 |





NTPC-SAIL POWER COMPANY LTD.

STATEMENT OF CHANGES IN EQUITY FOR THE PERIOD ENDED 31ST MARCH 2026

(2) For the period ended 31 Mar, 2025

| Particulars | Reserves & Surplus | | | | | | Items of other comprehensive income | | | Total |
|---|--------------------|------------------------|---|--------------------------------------|--|---------------------|-------------------------------------|--|---|-------------|
| | i) Capital reserve | ii) Securities premium | iii) Bonds/ Debentures redemption reserve | iv) Fly ash utilisation reserve fund | v) Corporate social responsibility (CSR) reserve | vi) General reserve | vii) Retained Earnings | viii) Remeasurement of defined benefit plans | ix) Equity Instruments through Other Comprehensive Income | |
| Balance as at 1 April 2024 | - | - | - | - | - | 2,630.98 | 216,553.61 | (1,146.22) | - | 218,038.37 |
| Profit for the year | - | - | - | - | - | 39,352.78 | 39,352.78 | - | - | 39,352.78 |
| Other comprehensive Income | - | - | - | - | - | - | (355.84) | - | - | (355.84) |
| Total Comprehensive Income | - | - | - | - | - | 2,630.98 | 255,906.39 | (1,502.08) | - | 257,035.29 |
| Transfer to fly ash utilisation reserve | - | - | - | - | - | - | - | - | - | - |
| Transfer from bonds/debentures redemption reserve | - | - | - | - | - | - | - | - | - | - |
| Transfer from CSR reserve | - | - | - | - | - | - | - | - | - | - |
| Transfer to bonds/debentures redemption reserve | - | - | - | - | - | - | - | - | - | - |
| Transfer to CSR reserve | - | - | - | - | - | - | - | - | - | - |
| Transfer to general reserve | - | - | - | - | - | - | - | - | - | - |
| Interim Dividend (F.Y. 2024-25) | - | - | - | - | - | - | (31,500.00) | - | - | (31,500.00) |
| Final Dividend | - | - | - | - | - | - | - | - | - | - |
| Balance as at 31st Mar 2025 | - | - | - | - | - | 2,630.98 | 224,406.39 | (1,502.08) | - | 225,535.31 |

b) Pursuant to gazette notification dated 3rd November 2009, issued by the Ministry of Environment and Forest (MOEF), Government of India (GOI), the amount collected from sale of fly ash and fly ash based products should be kept in a separate account head and shall be utilized only for the development of infrastructure or facility, promotion & facilitation activities for use of fly ash until 100 percent fly ash utilization level is achieved.

c) During the year, proceeds of ₹ 343.53 lakhs (FY 24-25: ₹ 361.69 lakhs) generated from sale of ash/ash products as shown under Note 39: ₹ 343.53 lakhs (Note 39- FY 24-25: ₹ 361.69 lakhs) and Interest Income from Fly Ash fund Note 40: ₹ Nil (Note 40-FY 24-25: ₹ Nil), has been transferred to fly ash utilisation reserve fund. Total amount of Note 45: ₹ 343.53 lakhs and Note 2: ₹ Nil lakhs is utilized during year (Note 45: FY 2024-25: ₹ 361.69 lakhs and Note 2: Nil lakhs) from the fly ash utilisation reserve fund on expenses incurred for activities as specified in the aforesaid notification of MOEF.

d) In terms of Section 135 of the Companies Act, 2013 read with guidelines on corporate social responsibility issued by Department of Public Enterprises (DPE), GOI, the Company is required to spend, in every financial year, at least two per cent of the average net profits of the Company made during the three immediately preceding financial years in accordance with its CSR Policy. During the year the Company has spent an amount of ₹ 1134.45 lakhs (Refer Note 64 for details) (FY 2024-25: ₹ 975.18 lakhs). Out of this amount ₹ 13.94 lakhs which is available for set off in succeeding years has been booked as asset.

e) General reserves are the retained earnings of company which are kept aside out of company's profits to meet future (known or unknown) obligations.

f) Retained earnings are the cumulative profit of Company after accounting for dividends.

g) Other Comprehensive Income (OCI) is excluded from net income, because the transactions are unusual and are not generated through a company's normal business operations. In addition to investment and pension plan gains and losses, OCI includes hedging transactions a company performs to limit losses.

Shagun Bajpai
(Shagun Bajpai)
Company Secretary

Unkaj
(Kamalakanta Nayak)
Chief Finance Officer

Divakar Kaushik
(Divakar Kaushik)
Chief Executive Officer

Dr. M.B. Balakrishnan
(Dr. M.B. Balakrishnan)
Director

Anil Kumar Jadhli
(Anil Kumar Jadhli)
Chairman

Place : New Delhi
Date : 29.04.2026

As per our report of even date
For M.K. Aggarwal & Co.
Chartered Accountants
FRN No.01411N

(Atul Aggarwal)
Partner
Membership No.099374



NTPC-SAIL POWER COMPANY LTD

Note 1. Company Information and Material Accounting Policy Information

A. Reporting Entity

NTPC-SAIL Power Company Ltd (the "Company") is a Company domiciled in India and limited by shares (CIN: U74899DL1999PLC098274). The Company is a joint venture Company of NTPC & SAIL as 50% each of paid up share capital is held by NTPC & SAIL. The address of the Company's registered office is 4th Floor, NBCC Tower, 15 Bhikaiji Cama Place, New Delhi -110066. The Company is primarily involved in the generation and sale of power to SAIL and State Power Utilities.

B. Basis of preparation

1. Statement of Compliance

These financial statements are prepared on going concern basis following accrual system of accounting and comply with Indian Accounting Standards (Ind AS) prescribed under Section 133 of the Companies Act, 2013 read with the Companies (Indian Accounting Standards) Rules, 2015 as amended, and other relevant provisions of the Companies Act, 2013 (to the extent notified and applicable) and the provisions of the Electricity Act, 2003 to the extent applicable.

These financial statements were approved for issue by Board of Directors on. 29.04.2026.

2. Basis of measurement

The financial statements have been prepared on the historical cost basis except for:

- Certain financial assets and liabilities that are measured at fair value (refer serial no.22 of accounting policy regarding financial instruments).
- Plan assets in the case of employees defined benefit plans that are measured at fair value.

The methods used to measure fair values are discussed in notes to the financial statements.

Historical cost is the amount of cash or cash equivalents paid or the fair value of the consideration given to acquire assets at the time of their acquisition or the amount of proceeds received in exchange for the obligation, or at the amounts of cash or cash equivalents expected to be paid to satisfy the liability in the normal course of business. Fair value is the price that would be received to sell an asset or paid to transfer a liability in an orderly transaction between market participants at the measurement date.

3. Functional and presentation currency

These financial statements are presented in Indian Rupees (₹), which is the Company's functional currency. All financial information presented in (₹) has been rounded to the nearest lakhs (upto two decimals), except as stated otherwise.

4. Current and Non-current classification

The Company presents assets and liabilities in the balance sheet based on current / non-current classification.

An asset is classified as current when it is:

- Expected to be realized or intended to be sold or consumed in normal operating cycle;
- Held primarily for the purpose of trading;
- Expected to be realized within twelve months after the reporting period; or
- Cash or cash equivalent unless restricted from being exchanged or used to settle a liability for at least twelve months after the reporting period.

All other assets are classified as non-current.



A liability is classified as current when:

- It is expected to be settled in normal operating cycle;
- It is held primarily for the purpose of trading;
- It is due to be settled within twelve months after the reporting period; or
- There is no unconditional right to defer settlement of the liability for at least twelve months after the reporting period.

All other liabilities are classified as non-current.

Capital Advances are classified as non-current. Deferred tax assets / liabilities are classified as non-current.

C. Material Accounting Policy information

A summary of the material accounting policies applied in the preparation of the financial statements are given below. These accounting policies have been applied consistently to all periods presented in the financial statements.

The Company has elected to utilize the option under Ind AS 101-‘First time adoption of Indian Accounting Standards’ by not applying the provisions of Ind AS 16-‘Property, plant and equipment’ & Ind AS 38-‘Intangible assets’ retrospectively and continue to use the previous GAAP carrying amount as a deemed cost under Ind AS at the date of transition to Ind AS i.e 1 April 2015. Therefore, the carrying amount of property, plant and equipment and intangible assets as per the previous GAAP as at 1st April 2015, i.e., the Company’s date of transition to Ind AS, were maintained on transition to Ind AS.

1. Property, plant and equipment

1.1. Initial recognition and measurement

An item of property, plant and equipment is recognized as an asset if and only if it is probable that future economic benefits associated with the item will flow to the company and the cost of the item can be measured reliably.

Items of property, plant and equipment are initially recognized at cost. Subsequent measurement is done at cost less accumulated depreciation/amortization and accumulated impairment losses. Cost comprises expenditure that is directly attributable to bringing the asset to the location and condition necessary for it to be capable of operating in the manner intended by management.

When parts of an item of property, plant and equipment that are significant in value and have different useful lives as compared to the main asset, they are recognized separately.

Deposits, payments/liabilities made provisionally towards compensation, rehabilitation and other expenses relatable to land in possession are treated as cost of land.

In the case of assets put to use, where final settlement of bills with contractors is yet to be effected, capitalization is done on provisional basis subject to necessary adjustment in the year of final settlement.

Assets and systems common to more than one generating unit are capitalized on the basis of engineering estimates/assessments.

Expenditure on major inspection and overhauls of production plant for Bhilai PP-III, is capitalized, when it meets the asset recognition criteria. Any remaining carrying amount of the cost of the previous inspection and overhaul is derecognized.

Items of spare parts, stand-by equipment and servicing equipment which meet the definition of property, plant and equipment are capitalized. Other spare parts are carried as inventory and recognized in the Statement of Profit and loss on consumption.

The acquisition or construction of some items of property, plant and equipment although not directly increasing the future economic benefits of any particular existing item of property, plant and equipment,



may be necessary for the Company to obtain future economic benefits from its other assets. Such items are recognized as property, plant and equipment.

1.2. Subsequent Cost

Subsequent expenditure is recognized in the carrying amount of the asset when it is probable that future economic benefits deriving from the cost incurred will flow to the enterprise and the cost of the item can be measured reliably.

The cost of replacing major part of an item of property, plant and equipment is recognized in the carrying amount of the item if it is probable that the future economic benefits embodied within the part will flow to the Company and its cost can be measured reliably. The carrying amount of the replaced part is derecognized regardless of whether the replaced part has been depreciated separately. The costs of the day-to-day servicing of property, plant and equipment are recognized in Statement of profit or loss as and when incurred.

1.3. Decommissioning costs

The present value of the expected cost for the decommissioning of the asset after its use is included in the cost of the respective asset if the recognition criteria for a provision are met.

1.4. De-recognition

Property, plant and equipment is derecognized when no future economic benefits are expected from their use or upon their disposal. Gains and losses on de-recognition of an item of property, plant and equipment are determined by comparing the proceeds from disposal, if any, with the carrying amount of property, plant and equipment, and are recognized in the statement of profit or loss.

1.5. Depreciation/Amortisation

Depreciation:

Depreciation/amortization is recognized in Statement of profit or loss on a straight-line basis over the estimated useful life of each part of an item of property, plant and equipment. Leased assets are depreciated over the shorter of the lease term or their useful lives unless it is reasonably certain that the Company will obtain ownership by the end of the lease term.

Depreciation on the assets of the generation of electricity business in respect of CERC Regulated plants covered under part B of Schedule II of the Companies Act, 2013 is charged on straight line method following the rates and methodology notified by the CERC Tariff Regulations. The Bhilai Expansion Power Project (PP-III) located at Bhilai is the only CERC Regulated plant.

Depreciation in case of Rourkela PP II Expansion and Durgapur PP III is charged on straight line method following the rates and methodology notified by the CERC Tariff Regulations which is in line with PPA with SAIL.

Depreciation on other assets (Including PP-II – Bhilai, Durgapur & Rourkela) is charged on straight line method following the useful life specified in Schedule II of the Companies Act, 2013, and the depreciation is provided at a rate such that 95% of the gross block is depreciated over the residual life of those assets. The useful life of PP-II assets, being captive in nature, is restricted to the term of the relevant agreement/commitment and may be extended, subject to technical assessment, in line with any extension of such agreement/commitment

Depreciation on the following assets is provided on their estimated useful lives, which are different from the useful lives as prescribed under Schedule II to the Companies Act,2013, ascertained on the basis of technical evaluation:

| | |
|-------------------|---------|
| a) Kutcha Roads | 2 years |
| b) Enabling works | |



| | | |
|---|---|------------|
| - | residential buildings | 15 years |
| - | internal electrification of residential buildings | 10 years |
| - | non-residential buildings including their internal electrification, water supply, sewerage & drainage works, railway sidings, aerodromes, helipads and airstrips. | 5 years |
| | c) Personal Computers & Laptops including peripherals | 3 years |
| | d) Photocopiers, fax machines, water coolers and refrigerators | 5 years |
| | e) Temporary erections including wooden structures | 1 year |
| | f) Telephone exchange | 15 years |
| | g) Wireless systems, VSAT equipment's, display devices viz. projectors, screens, CCTV, audio video conferencing systems and other similar communication equipment | 6 years |
| | h) Energy saving electrical appliances and fittings | 2-7 years |
| | i) Porta-cabins not in the nature of temporary structures made of mild steel, pressed steel sections and roofed with MS steel sheets, internally insulated with concealed electrifications for air conditioners and lighting fixtures | 5 years |
| | j) Hospital Equipment | 5-10 years |
| | k) Furniture and Fixture, office equipment and communication equipment grouped | 5-15 years |

Assets costing up to ₹ 5,000/- are fully depreciated in the year of acquisition.

Major overhaul and inspection costs which have been capitalized is depreciated over the period until the next scheduled outage or actual major inspection/overhaul, whichever is earlier.

Depreciation on additions to/deductions from property, plant & equipment during the year is charged on pro-rata basis from/up to the month in which the asset is available for use/disposal.

Where the cost of depreciable assets has undergone a change during the year due to increase/decrease in long term liabilities on account of exchange fluctuation, price adjustment, change in duties or similar factors, the unamortized balance of such asset is charged off prospectively over the remaining useful life determined following the applicable accounting policies relating to depreciation/amortization.

Where it is probable that future economic benefits deriving from the expenditure incurred will flow to the Company and the cost of the item can be measured reliably, subsequent expenditure on a property, plant and equipment along-with its unamortized depreciable amount is charged off prospectively over the revised useful life determined by technical assessment.

In circumstances, where a property is abandoned, the cumulative capitalized costs relating to the property are written off in the same period.

Amortization of lease hold lands and buildings:-

- In case of Bhilai Expansion Power Project (PP-III), leasehold land and buildings relating to generation of electricity business are fully amortized over lease period or life of the related plant, whichever is



lower, following the rates and methodology notified by CERC Tariff Regulations unless it is reasonably certain that the Company will obtain ownership by the end of the lease term.

- In case of other leasehold land and buildings, relating to generation of electricity business are fully amortized over lease period or life of the related plant whichever is lower unless it is reasonably certain that the Company will obtain ownership by the end of the lease term.
- Leasehold land acquired on perpetual lease is not amortized.

In case of the CPP-II (including Durgapur PP III)/ Bhilai PP-III capital spares whose residual life has been determined on the basis of technical assessment, the depreciation is provided at a rate such that 90% in case of Bhilai PP-III, Durgapur PP III & Rourkela PP II Expansion and 95% in case of PP-II (Bhilai, Durgapur & Rourkela) of the capital spares is depreciated over the residual life of those capital spares.

Depreciation in case of PP-II units (including Durgapur PP III) is provided only for purpose of billing, however consequent to recognition of finance lease recoverable for PP-IIs (including Durgapur PPIII) assets, depreciation has no impact on Accounts-except specified assets not covered under PPA .

During construction stage of project, depreciation on assets capitalized are first charged to statement of profit & loss, then it is capitalized as Expenditure During Construction (EDC).

2. Capital work-in-progress

Cost incurred for property, plant and equipment that are not ready for their intended use as on the reporting date, is classified under capital work-in-progress.

The cost of self-constructed assets includes the cost of materials and direct labour, any other costs directly attributable to bringing the assets to the location and condition necessary for it to be capable of operating in the manner intended by management and borrowing costs attributable to the acquisition or construction of qualifying asset.

Expenses directly attributable to construction of property, plant and equipment incurred till they are ready for their intended use are identified and allocated on a systematic basis to the cost of related assets.

Deposit works/cost plus contracts are accounted for on the basis of statements of account received from the contractors.

Unsettled liabilities for price variation/exchange rate variation in case of contracts are accounted for on estimated basis as per terms of the contracts.

3. Intangible assets and intangible assets under development

3.1 Initial recognition and measurement

An intangible asset is recognized if and only if it is probable that the expected future economic benefits associated that are attributable to the asset will flow to the company and the cost of the asset can be measured reliably.

Intangible assets that are acquired by the Company, which have finite useful lives, are recognized at cost. Subsequent measurement is done at cost less accumulated amortization and accumulated impairment losses. Cost comprises purchase price including any directly attributable incidental expenses necessary to make the assets ready for its intended use.

Expenditure on development activities is capitalized only if the expenditure can be measured reliably, the product or process is technically and commercially feasible, future economic benefits are probable and the Company intends to and has sufficient resources to complete development and to use or sell the asset.

Expenditure incurred which are eligible for capitalization under intangible assets are carried as intangible assets under development till they are ready for their intended use.



3.2 Subsequent costs:

Subsequent expenditure is recognized as an increase in the carrying amount of the asset when it is probable that future economic benefits deriving from the cost incurred will flow to the enterprise and the cost of the item can be measured reliably.

3.3 De-recognition

An intangible asset is derecognized when no future economic benefits are expected from their use or upon their disposal. Gains or losses on de-recognition of an item of intangible assets are determined by comparing the proceeds from disposal, if any with the carrying amount of intangible assets and are recognized in the statement of profit and loss.

3.4 Amortization

Cost of software recognized as intangible asset, is amortized on straight line method over a period of legal right to use or 3 years, whichever is less. Other intangible assets are amortized on straight line method over the period of legal right to use or life of related plant, whichever is less.

4. Regulatory deferral account balances

Expense/income recognized in the Statement of Profit & Loss to the extent recoverable from or payable to the beneficiaries in subsequent periods as per Central Electricity Regulatory Commission (the CERC) Tariff Regulations are recognized as 'Regulatory deferral account balances'.

Regulatory deferral account balances are adjusted from the year in which the same become recoverable from or payable to the beneficiaries.

Regulatory deferral account balances are evaluated at each balance sheet date to ensure that the underlying activities meet the recognition criteria and it is probable that future economic benefits/expenses associated with such balances will flow to the entity. If these criteria are not met, the regulatory deferral account balances are derecognized.

5. Fly ash utilisation reserve fund

Proceeds from sale of ash/ash products along-with income on investment of such proceeds are transferred to 'Fly ash utilization reserve fund'. The fund is utilized towards expenditure on development of infrastructure/facilities, promotion & facilitation activities for use of fly ash.

6. Borrowing costs

Borrowing costs consist of (a) interest expense calculated using the effective interest method as described in Ind AS 109- 'Financial Instruments' (b) interest expense on lease liability recognized in accordance with Ind AS 116 – 'Leases' and (c) exchange differences arising from foreign currency borrowings to the extent that they are regarded as an adjustment to interest costs.

Borrowing costs that are directly attributable to the acquisition, construction, or erection of qualifying assets are capitalized as part of cost of such asset until such time the assets are substantially ready for their intended use. Qualifying assets are assets which necessarily take a substantial period of time to get ready for their intended use or sale.

When the company borrows funds specifically for the purpose of obtaining a qualifying asset, the borrowing costs incurred are capitalized. When company borrows funds generally and uses them for the purpose of obtaining a qualifying asset, the capitalization of the borrowing costs is computed based on the weighted average cost of general borrowings that are outstanding during the period and used for the acquisition, construction or erection of the qualifying asset.



Income earned on temporary investment out of the borrowings pending their expenditure on the qualifying assets is deducted from the borrowing costs eligible for capitalization.

Capitalization of borrowing costs ceases when substantially all the activities necessary to prepare the qualifying assets for their intended uses are complete.

All other borrowing costs are recognized as an expense in the year in which they are incurred.

7. Inventories

Inventories are valued at the lower of cost and net realizable value. Cost includes cost of purchase, cost of conversion and other costs incurred in bringing the inventories to their present location and condition. Cost is determined on weighted average basis. Costs of purchased inventory are determined after deducting rebates and discounts. Net realizable value is the estimated selling price in the ordinary course of business, less estimated costs of completion and the estimated costs necessary to make the sale.

The diminution in the value of obsolete, unserviceable, surplus and non-moving items of stores & spares is ascertained on review and provided for.

8. Cash and cash equivalents

Cash and cash equivalents in the balance sheet comprise cash at banks, cash on hand and short-term deposits with an original maturity of three months or less, that are readily convertible to known amount of cash and which are subject to an insignificant risk of changes in value.

9. Foreign currency transactions and translation

Transactions in foreign currencies are initially recorded at the functional currency spot exchange rates at the date the transaction first qualifies for recognition.

Monetary assets and liabilities denominated in foreign currencies are translated at the functional currency spot rates of exchange at the reporting date. Exchange differences arising on settlement or translation of monetary items are recognized in the statement of profit or loss in the year in which it arises with the exception that exchange differences on long term monetary items related to acquisition of property, plant & equipment recognized upto 31 March 2016 are adjusted to the carrying cost of property, plant & equipment.

Non-monetary items denominated in foreign currency which are measured in terms of historical cost are recorded using the exchange rate at the date of the transaction. In case of advance consideration received or paid in a foreign currency, the date of transaction for the purpose of determining the exchange rate to use on initial recognition of the related asset, expense or income (or part of it), is when the Company initially recognizes the non-monetary asset or non-monetary liability arising from the payment or receipt of advance consideration.

10. Revenue

Company's revenues arise from sale of energy and other income. Revenue from other income comprises interest from banks, employees, contractors etc., dividend from mutual fund investments, surcharge received from beneficiaries for delayed payments, sale of scrap, other miscellaneous income, etc.

10.1 Revenue from sale of energy

The majority of the Company's operations in India are regulated under the Electricity Act, 2003 and PPA with SAIL.

Revenue earned from the generation and sale of electricity is regulated as below:



- In respect of supply by Captive Power Plants (CPP-II's including Durgapur PP III) - Based on Power Purchase Agreement with SAIL
- In respect of Bhilai Expansion Power Project (PP-III) - Based on tariff rates prescribed by the Central Electricity Regulatory Commission (CERC)

Tariff is based on the capital cost incurred for a specific power plant and primarily comprises of two components: capacity charge i.e. a fixed charge, that includes Return on Equity, Incentive, depreciation, Interest on loan, Interest on working capital and operating and maintenance expenses and energy charge i.e. a variable charge primarily based on fuel costs.

Revenue is measured based on the consideration that is specified in a contract with a customer or is expected to be received in exchange for the products or services and excludes amounts collected on behalf of third parties. The Company recognizes revenue when (or as) it transfers control over the products or services to a customer.

In respect of Bhilai Expansion Power Project (PP-III), revenue from sale of energy is accounted for based on tariff rates approved by the CERC (except items indicated as provisional) as modified by the orders of Appellate Tribunal for Electricity to the extent applicable. In case of power stations where the tariff rates are yet to be approved/items indicated provisional by the CERC in their orders, provisional rates are adopted considering the applicable CERC Tariff Regulations. Revenue from sale of energy is recognized once the electricity has been delivered to the beneficiary and is measured through a regular review of usage meters. Beneficiaries are billed on a periodic and regular basis. As at each reporting date, revenue from sale of energy includes an accrual for sales delivered to beneficiaries but not yet billed i.e. unbilled revenue.

The incentives/disincentives are accounted for based on the norms notified/approved by the CERC as per principles enunciated in Ind AS 115 – 'Revenue from contracts with customers'. In cases of power stations where the same have not been notified/approved, incentives/disincentives are accounted for on provisional basis.

Rebates allowed to beneficiaries as early payment incentives are deducted from the amount of revenue.


In respect of supply by Captive Power Plants (CPP-II's including Durgapur PP III) revenue from sale of energy is based on Power Purchase Agreement with SAIL. Customer are billed on a periodic and regular basis. As at each reporting date, energy revenue includes an accrual for sales delivered to customers but not yet billed i.e. unbilled revenue.

Revenue from sale of energy saving certificates is accounted for as and when sold.

10.2 Other Income

Interest income is recognized, when no significant uncertainty as to measurability or collectability exists, on a time proportion basis taking into account the amount outstanding and the applicable interest rate, using the effective interest rate method (EIR), based on materiality. For debt instruments measured either at amortized cost or at fair value through other comprehensive income (OCI), interest income is recorded using the EIR. For credit impaired financial assets the EIR is applied to the net carrying amount of the financial asset (after deduction of the loss allowance). EIR is the rate that exactly discounts the estimated future cash payments or receipts over the expected life of the financial instrument or a shorter period, where appropriate, to the gross carrying amount of the financial asset or to the amortized cost of a financial liability. When calculating the effective interest rate, the Company estimates the expected cash flows by considering all the contractual terms of the financial instrument (for example, prepayment, extension, call and similar options) but does not consider the expected credit losses. Interest income is included in other income in the statement of profit and loss.

For purchased or originated credit-impaired (POCI) financial assets interest income is recognized by calculating the credit-adjusted EIR and applying that rate to the amortized cost of the asset. The credit-adjusted EIR is the interest rate that, at original recognition, discounts the estimated future cash flows (including credit losses) to the amortized cost of the POCI assets.



Scrap is accounted for as and when sold.

Insurance claims for loss of profit are accounted for in the year of acceptance. Other insurance claims are accounted for based on certainty of realization.

Revenue from rentals and operating leases is recognized on an accrual basis in accordance with the substance of the relevant agreement.

The interest/surcharge on late payment/overdue sundry debtors for sale of energy is recognized when no significant uncertainty as to measurability or collectability exists.

Interest/surcharge recoverable on advances to suppliers as well as warranty claims wherever there is uncertainty of realization/acceptance are not treated as accrued and are therefore, accounted for on receipt/acceptance basis.

11. Other Expenses

Expenses on ex-gratia payments under voluntary retirement scheme, training & recruitment and voluntary community development are charged to Statement of Profit and Loss in the year incurred.

Preliminary expenses on account of new projects incurred prior to approval of feasibility report/ techno economic clearance are charged to Statement of Profit and Loss.

Net pre-commissioning income/expenditure is adjusted directly in the cost of related assets and systems.

Transit and handling losses of coal as per Company's norms are included in cost of coal.

12. Employee benefits

12.1 Defined contribution plans

A defined contribution plan is a post-employment benefit plan under which an entity pays fixed contributions into separate trust and will have no legal or constructive obligation to pay further amounts. Obligations for contributions to defined contribution plans are recognized as an employee benefit expense in Statement of profit or loss in the period during which services are rendered by employees. Prepaid contributions are recognized as an asset to the extent that a cash refund or a reduction in future payments is available. Contributions to a defined contribution plan that are due after more than 12 months after the end of the period in which the employees render the service are discounted to their present value.

A defined contribution pension scheme of the company has been implemented with effect from 1st January 2007, for its employees. The scheme is administered through a separate trust in respect of NSPCL employees. The obligation of the Company is to contribute to the trust to the extent of amount not exceeding 30% of basic pay and dearness allowance less employer's contribution towards provident fund, gratuity, post-retirement medical facility (PRMF) or any other retirement benefits. The Company's contribution towards pension is made to National Pension Scheme Trust (NPS) for the employees opted for the scheme. The contributions to the fund for the year are recognized as an expense and charged to the Statement of Profit and Loss.

In terms of arrangements with NTPC, the company is to make a fixed percentage contribution of aggregate of basic pay and dearness allowance for the period of service rendered in the company by the NTPC employees posted on secondment from NTPC to NSPCL. Accordingly, these employee benefits are treated as defined contribution schemes.

12.2 Defined benefit plans

A defined benefit plan is a post-employment benefit plan other than a defined contribution plan. The Company's liability towards gratuity, post-retirement medical facility scheme, baggage allowance for settlement at home town after retirement, farewell gift on retirement and provident fund scheme to the extent of interest liability on provident fund contribution are in the nature of defined benefit plans.

The Company pays fixed contribution to Provident Fund at predetermined rates to a separate trust, which invests the funds in permitted securities. The contributions to the fund for the year are recognised as



expense and are charged to the Statement of profit or loss. The obligation of the Company is to make such fixed contributions and to ensure a minimum rate of return to the members as specified by the Government of India (GoI). Shortfall in the fund assets, if any, is made good by the company and charged to the statement of profit and loss.

The gratuity is funded by the Company and managed by separate trust. The Company has Post-Retirement Medical Facility (PRMF), under which retired employee and the spouse are provided medical facilities in the empaneled hospitals. They can also avail treatment as out-patient subject to a ceiling fixed by the Company.

The Company's net obligation in respect of defined benefit plans is calculated separately for each plan by estimating the amount of future benefit that employees have earned in return for their service in the current and prior periods; that benefit is discounted to determine its present value. Any unrecognised past service costs and the fair value of any plan assets are deducted. The discount rate is based on the prevailing market yields of Indian government securities as at the reporting date that have maturity dates approximating the terms of the Company's obligations and that are denominated in the same currency in which the benefits are expected to be paid.

The actuarial calculation is performed annually by a qualified actuary using the projected unit credit method. When the calculation results in a benefit to the Company, the recognized asset is limited to the total of any unrecognized past service costs and the present value of economic benefits available in the form of any future refunds from the plan or reductions in future contributions to the plan. An economic benefit is available to the Company if it is realizable during the life of the plan, or on settlement of the plan liabilities. Remeasurement comprising of actuarial gain and losses, return on plan assets (excluding the amount included in net interest on the net defined liability) & effect of asset ceiling (excluding the amount included in net interest on the net defined liability) and the same are recognized in the Other Comprehensive Income (OCI) in the period in which they arise.

Past service costs are recognized in statement of profit and loss on the earlier of the date of the plan amendment or curtailment, and the date that the Company recognizes related restructuring costs. If a plan amendment, curtailment or settlement occurs, the current service cost and the net interest for the period after the re-measurement are determined using the assumptions used for the re-measurement.

12.3 Other long-term employee benefits

Benefits under the Company's leave encashment, long-service award and economic rehabilitation scheme constitute other long term employee benefits.

The Company's net obligation in respect of these long-term employee benefits is calculated separately for each plan by estimating the amount of future benefit that employees have earned in return for their service in the current and prior periods; that benefit is discounted to determine its present value, and the fair value of any related assets is deducted. The discount rate is based on the prevailing market yields of Indian government securities as at the reporting date that have maturity dates approximating the terms of the Company's obligations and that are denominated in the same currency in which the benefits are expected to be paid.

The calculation is performed by a qualified actuary using the projected unit credit method. Remeasurement comprising of actuarial gain and losses, return on plan assets (excluding the amount included in net interest on the net defined liability) & effect of asset ceiling (excluding the amount included in net interest on the net defined liability) and the same are recognized in statement of profit and loss account in the period in which they arise.

As per the Company's economic rehabilitation scheme which is optional, the nominee of the deceased employee is paid a fixed amount based on the salary drawn by the employee till the date of superannuation of the employee by depositing the final provident fund and gratuity amount which will be interest free.

The obligations are presented as current liabilities in the balance sheet if the entity does not have an unconditional right to defer settlement for at least twelve months after the reporting period, regardless of when the actual settlement is expected to occur.



12.4 Short-term benefits

Short-term employee benefit obligations are measured on an undiscounted basis and are expensed as the related service is provided.

A liability is recognized for the amount expected to be paid under performance related pay if the Company has a present legal or constructive obligation to pay this amount as a result of past service provided by the employee and the obligation can be estimated reliably.

13. Leases

13.1. As lessee

The Company assesses whether a contract contains a lease, at inception of a contract. A contract is, or contains, a lease if the contract conveys the right to control the use of an identified asset for a period of time in exchange for consideration. To assess whether a contract conveys the right to control the use of an identified asset, the Company assesses whether: (1) the contract involves the use of an identified asset (2) the Company has substantially all of the economic benefits from use of the asset through the period of the lease and (3) the Company has the right to direct the use of the asset.

The Company recognizes a right-of-use asset and a corresponding lease liability for all lease arrangements in which it is a lessee, except for leases with a term of twelve months or less (short-term leases) and leases for low value underlying assets. For these short-term and leases for low value underlying assets, the Company recognizes the lease payments as an operating expense on a straight-line basis over the term of the lease.

Certain lease arrangements include the options to extend or terminate the lease before the end of the lease term. Right-of use assets and lease liabilities include these options when it is reasonably certain that the option to extend the lease will be exercised/ option to terminate the lease will not be exercised.

The right-of-use assets are initially recognized at cost, which comprises the initial amount of the lease liability adjusted for any lease payments made at or prior to the commencement date of the lease plus any initial direct costs less any lease incentives. They are subsequently measured at cost less accumulated depreciation and impairment losses and adjusted for any reassessment of lease liabilities.

Right-of-use assets are depreciated/amortized from the commencement date on a straight-line basis over the shorter of the lease term and useful life of the underlying asset. Right of use assets are evaluated for recoverability whenever events or changes in circumstances indicate that their carrying amounts may not be recoverable. For the purpose of impairment testing, the recoverable amount (i.e. the higher of the fair value less cost to sell and the value-in-use) is determined on an individual asset basis unless the asset does not generate cash flows that are largely independent of those from other assets. In such cases, the recoverable amount is determined for the Cash Generating Unit (CGU) to which the asset belongs.

The lease liability is initially measured at amortized cost at the present value of the future lease payments. In calculating the present value, lease payments are discounted using the interest rate implicit in the lease or, if not readily determinable, using the incremental borrowing rate. Lease liabilities are re-measured with a corresponding adjustment to the related right of use asset if the Company changes its assessment whether it will exercise an extension or a termination option.

13.2. As lessor

At the inception of an arrangement, the Company determines whether such an arrangement is or contains a lease. A specific asset is subject of a lease if fulfillment of the arrangement is dependent on the use of that specified asset. An arrangement conveys the right to use the asset if the arrangement conveys to the customer the right to control the use of the underlying asset. Arrangements that do not take the legal form of a lease but convey rights to customers/suppliers to use an asset in return for a payment or a series of payments are identified as either finance leases or operating leases.



Accounting for finance leases

Where the Company determines a long term Power Purchase Agreement (PPA) to be or to contain a lease and where the off taker has the principal risk and rewards of ownership of the power plant through its contractual arrangements with the Company, the arrangement is considered a finance lease. Capacity payments are apportioned between capital repayments relating to the provision of the plant, finance income and service income. The finance income element of the capacity payment is recognized as revenue, using a rate of return specific to the plant to give a constant periodic rate of return on the net investment in each period. The service income element of the capacity payment is the difference between the total capacity payment and the amount recognized as finance income and capital repayments and recognized as revenue as it is earned.

The amounts due from lessees under finance leases are recorded in the balance sheet as financial assets, classified as 'Finance lease receivables', at the amount equal to the net investment in the lease.

Accounting for operating leases

Where the Company determines a long term PPA to be or to contain a lease and where the Company retains the principal risks and rewards of ownership of the power plant, the arrangement is considered an operating lease.

For operating leases, the power plant is capitalized as property, plant and equipment and depreciated over its economic life. Rental income from operating leases is recognized on a straight line basis over the term of the arrangement.

14. Impairment of non-financial assets

The carrying amounts of the Company's non-financial assets are reviewed at each reporting date to determine whether there is any indication of impairment considering the provisions of Ind AS 36 'Impairment of Assets'. If any such indication exists, then the asset's recoverable amount is estimated.

The recoverable amount of an asset or cash-generating unit is the greater of its value in use and its fair value less costs to sell. In assessing value in use, the estimated future cash flows are discounted to their present value using a pre-tax discount rate that reflects current market assessments of the time value of money and the risks specific to the asset. For the purpose of impairment testing, assets that cannot be tested individually are grouped together into the smallest group of assets that generates cash inflows from continuing use that are largely independent of the cash inflows of other assets or groups of assets (the "cash-generating unit, or CGU").

An impairment loss is recognized if the carrying amount of an asset or its CGU exceeds its estimated recoverable amount. Impairment losses are recognized in the statement of profit or loss. Impairment losses recognized in respect of CGUs are reduced from the carrying amounts of the assets of the CGU.

Impairment losses recognized in prior periods are assessed at each reporting date for any indications that the loss has decreased or no longer exists. An impairment loss is reversed if there has been a change in the estimates used to determine the recoverable amount. An impairment loss is reversed only to the extent that the asset's carrying amount does not exceed the carrying amount that would have been determined, net of depreciation or amortization, if no impairment loss had been recognised.

15. Provisions, contingent liabilities and contingent assets

A provision is recognized if, as a result of a past event, the Company has a present legal or constructive obligation that can be estimated reliably, and it is probable that an outflow of economic benefits will be required to settle the obligation. If the effect of the time value of money is material, provisions are determined by discounting the expected future cash flows at a pre-tax rate that reflects current market assessments of the time value of money and the risks specific to the liability. When discounting is used, the increase in the provision due to the passage of time is recognized as a finance cost.

The amount recognized as a provision is the best estimate of the consideration required to settle the present obligation at reporting date, taking into account the risks and uncertainties surrounding the obligation.



When some or all of the economic benefits required to settle a provision are expected to be recovered from a third party, the receivable is recognized as an asset if it is virtually certain that reimbursement will be received and the amount of the receivable can be measured reliably. The expense relating to a provision is presented in the statement of profit and loss net of any reimbursement, if any.

Contingent liabilities are possible obligations that arise from past events and whose existence will only be confirmed by the occurrence or non-occurrence of one or more future events not wholly within the control of the Company. Where it is not probable that an outflow of economic benefits will be required, or the amount cannot be estimated reliably, the obligation is disclosed as a contingent liability, unless the probability of outflow of economic benefits is remote. Contingent liabilities are disclosed on the basis of judgment of the management/independent experts. These are reviewed at each balance sheet date and are adjusted to reflect the current management estimate.

Contingent assets are possible assets that arise from past events and whose existence will be confirmed only by the occurrence or non-occurrence of one or more uncertain future events not wholly within the control of the Company. Contingent assets are disclosed in the financial statements when inflow of economic benefits is probable on the basis of judgment of management. These are assessed continually to ensure that developments are appropriately reflected in the financial statements.

16. Operating segments

In accordance with Ind AS 108 – ‘Operating Segments’, the operating segments used to present segment information are identified on the basis of internal reports used by the Company’s management to allocate resources to the segments and assess their performance. The Board of Directors is collectively the Company’s “Chief Operating Decision Maker” or “CODM” within the meaning of Ind AS 108. The indicators used for internal reporting purposes may evolve in connection with performance assessment measures put in place.

Segment results that are reported to the CODM include items directly attributable to a segment as well as those that can be allocated on a reasonable basis. Unallocated items comprise mainly corporate expenses, finance expenses and income tax expenses and corporate income.

Revenue directly attributable to the segments is considered as segment revenue. Expenses directly attributable to the segments and common expenses allocated on a reasonable basis are considered as segment expenses.

Segment capital expenditure is the total cost incurred during the period to acquire property, plant and equipment, and intangible assets other than goodwill and intangible assets under development.

Segment assets comprise property, plant and equipment, intangible assets, capital work in progress, advances for capital expenditure, trade and other receivables, inventories and other assets that can be directly or reasonably allocated to segments. For the purpose of segment reporting for the year, property, plant and equipment have been allocated to segments based on the extent of usage of assets for operations attributable to the respective segments. Unallocated assets comprise investments, income tax assets, corporate assets and other assets that cannot reasonably be allocated to segments.


Segment liabilities include all operating liabilities in respect of a segment and consist principally of trade payables, payable for capital expenditure and other payables, provision for employee benefits and other provisions. Unallocated liabilities comprise equity, income tax liabilities, loans and borrowings and other liabilities and provisions that cannot reasonably be allocated to segments.

17. Income tax

Income tax expense comprises current and deferred tax. Current tax expense is recognized in statement of profit or loss except to the extent that it relates to items recognized directly in other comprehensive income or equity, in which case it is recognized in other comprehensive income (OCI) or equity, respectively.

Current tax is the expected tax payable on the taxable income for the year computed as per the provisions of Income Tax Act, using tax rates enacted or substantively enacted at the reporting date, and any adjustment to tax payable in respect of previous years.

Deferred tax is recognized using the balance sheet method, providing for temporary differences between the carrying amounts of assets and liabilities for financial reporting purposes and the amounts used for



taxation purposes. Deferred tax is measured at the tax rates that are expected to be applied to temporary differences when they reverse, based on the laws that have been enacted or substantively enacted by the reporting date. Deferred tax assets and liabilities are offset if there is a legally enforceable right to offset current tax liabilities and assets, and they relate to income taxes levied by the same tax authority.

Deferred tax is recognized in statement of profit or loss except to the extent that it relates to items recognized directly in other comprehensive income or equity, in which case it is recognized in other comprehensive income or equity, respectively.

A deferred tax asset is recognized to the extent that it is probable that future taxable profits will be available against which the temporary difference can be utilized. Deferred tax assets are reviewed at each reporting date and are reduced to the extent that it is no longer probable that the related tax benefit will be realized.

Deferred tax assets include Minimum Alternative Tax (MAT) paid in accordance with the tax laws in India, which is likely to give future economic benefits in the form of availability of set off against future income tax liability. MAT credit is recognized as deferred tax asset in the balance sheet when the asset can be measured reliably and it is probable that the future economic benefit associated with asset will be realized.

When there is uncertainty regarding income tax treatments, the Company assesses whether a tax authority is likely to accept an uncertain tax treatment. If it concludes that the tax authority is unlikely to accept an uncertain tax treatment, the effect of the uncertainty on taxable income, tax bases and unused tax losses and unused tax credits is recognized. The effect of the uncertainty is recognized using the method that, in each case, best reflects the outcome of the uncertainty: the most likely outcome or the expected value. For each case, the Company evaluates whether to consider each uncertain tax treatment separately, or in conjunction with another or several other uncertain tax treatments, based on the approach that best prefixes the resolution of uncertainty.

18. Dividends

Dividends and interim dividends payable to a company's shareholders are recognized as changes in equity in the period in which they are approved by the shareholders and the Board of Directors respectively.

19. Material prior period errors

Material prior period errors are corrected retrospectively by restating the comparative amounts for the prior periods presented in which the error occurred. If the error occurred before the earliest prior period presented, the opening balances of assets, liabilities and equity for the earliest prior period presented, are restated.

20. Earnings per Share

Basic earnings per equity share is computed by dividing the net profit or loss attributable to equity shareholders of the Company by the weighted average number of equity shares outstanding during the financial year.

Diluted earnings per equity share is computed by dividing the net profit or loss attributable to equity shareholders of the Company by the weighted average number of equity shares considered for deriving basic earnings per equity share and also the weighted average number of equity shares that could have been issued upon conversion of all dilutive potential equity shares.

Basic and diluted earnings per equity share are also computed using the earnings amounts excluding the movements in regulatory deferral account balances.



21. Statement of Cash flow

Statement of Cash flow is prepared in accordance with the indirect method prescribed in Ind AS 7 'Statement of Cash Flows'.

22. Financial instruments

A financial instrument is, any contract that gives rise to a financial asset of one entity and a financial liability or equity instrument of another entity. The Company recognizes a financial asset or a financial liability only when it becomes party to the contractual provisions of the instrument.

22.1 Financial assets

Initial recognition and measurement

All financial assets are recognized at fair value on initial recognition, except for trade receivables which are initially measured at transaction price. Transaction costs that are directly attributable to the acquisition of financial assets, which are not at fair value through profit or loss, are added to the fair value on initial recognition.

Subsequent measurement -

Debt instruments at amortized cost

A 'debt instrument' is measured at the amortized cost if both the following conditions are met:

- (a) The asset is held within a business model whose objective is to hold assets for collecting contractual cash flows, and
- (b) Contractual terms of the asset give rise on specified dates to cash flows that are solely payments of principal and interest (SPPI) on the principal amount outstanding.

After initial measurement, such financial assets are subsequently measured at amortized cost using the effective interest rate (EIR) method. Amortized cost is calculated by taking into account any discount or premium on acquisition and fees or costs that are an integral part of the EIR. The EIR amortization is included in finance income in the statement of profit or loss. The losses arising from impairment are recognized in the statement of profit or loss. This category generally applies to trade and other receivables.

De-recognition –

A financial asset (or, where applicable, a part of a financial asset or part of a Company of similar financial assets) is primarily derecognised (i.e. removed from the Company's balance sheet) when:

- The rights to receive cash flows from the asset have expired, or
- The Company has transferred its rights to receive cash flows from the asset or has assumed an obligation to pay the received cash flows in full without material delay to a third party under a 'pass-through' arrangement; and either (a) the Company has transferred substantially all the risks and rewards of the asset, or (b) the Company has neither transferred nor retained substantially all the risks and rewards of the asset, but has transferred control of the asset.

The difference between the carrying amount and the amount of consideration received / receivable is recognized in the Statement of Profit and Loss.

Impairment of financial assets –

In accordance with Ind AS 109, the company applies expected credit loss (ECL) model for measurement and recognition of impairment loss on the following financial assets and credit risk exposure:

(a) Financial assets that are debt instruments, and are measured at amortized cost e.g., loans, debt securities, deposits and bank balance.

(b) Lease receivables under Ind AS 116.



(c) Trade receivables, unbilled revenue and contract assets under Ind AS 115.

For recognition of impairment loss on other financial assets and risk exposure, the company determines that whether there has been a significant increase in the credit risk since initial recognition. If credit risk has not increased significantly, 12-month ECL is used to provide for impairment loss. However, if credit risk has increased significantly, lifetime ECL is used. If, in a subsequent period, credit quality of the instrument improves such that there is no longer a significant increase in credit risk since initial recognition, then the entity reverts to recognizing impairment loss allowance based on 12-month ECL.

22.2 Financial liabilities

Initial recognition and measurement

Financial liabilities are classified, at initial recognition, as financial liabilities at fair value through statement of profit or loss and financial liabilities at amortized cost, as appropriate. All financial liabilities are recognized initially at fair value and, in the case of loans and borrowings and payables, net of directly attributable transaction costs. The Company's financial liabilities include trade and other payables, loans and borrowings including bank overdrafts, financial guarantee contracts and derivative financial instruments.

Subsequent measurement -

The measurement of financial liabilities depends on their classifications, as described below:

Financial liabilities at amortized cost

After initial measurement, such financial liabilities are subsequently measured at amortized cost using the effective interest rate (EIR) method. Gains and losses are recognized in statement of profit or loss when the liabilities are derecognized as well as through the EIR amortization process. Amortized cost is calculated by taking into account any discount or premium on acquisition and fees or costs that are an integral part of the EIR. The EIR amortization is included in finance costs in the statement of profit and loss. This category generally applies to borrowings, trade payables and other contractual liabilities.

De-recognition

A financial liability is derecognized when the obligation under the liability is discharged or cancelled or expires. When an existing financial liability is replaced by another from the same lender on substantially different terms, or the terms of an existing liability are substantially modified, such an exchange or modification is treated as the de-recognition of the original liability and the recognition of a new liability. The difference in the respective carrying amounts is recognized in the statement of profit and loss.

D. Use of estimates and management judgments

The preparation of financial statements requires management to make judgments, estimates and assumptions that may impact the application of accounting policies and the reported value of assets, liabilities, income, expenses and related disclosures concerning the items involved as well as contingent assets and liabilities at the balance sheet date. The estimates and management's judgments are based on previous experience and other factors considered reasonable and prudent in the circumstances. Actual results may differ from these estimates.

Estimates and underlying assumptions are reviewed on an ongoing basis. Revisions to accounting estimates are recognized in the period in which the estimates are revised and in any future periods affected.

In order to enhance understanding of the financial statements information about significant areas of estimation uncertainty and critical judgments in applying accounting policies that have the most significant effect on the amounts recognized in the financial statements are as under:



1. Formulation of Accounting Policies

The accounting policies are formulated in a manner that results in financial statements containing relevant and reliable information about the transactions, other events and conditions to which they apply. Those policies need not be applied when the effect of applying them is immaterial.

2. Useful life of property, plant and equipment and intangible assets

The estimated useful life of property, plant and equipment and intangible assets is based on a number of factors including the effects of obsolescence, demand, competition and other economic factors (such as the stability of the industry and known technological advances) and the level of maintenance expenditures required to obtain the expected future cash flows from the asset.

In case of Bhilai Expansion Power Project (PP-III), useful life of the assets of the generation of electricity business is determined by the CERC Tariff Regulations in accordance with Schedule II of the Companies Act, 2013.

In case of Rourkela PP II Expansion and Durgapur PP III, useful life of the assets is in accordance with Power Purchase Agreement with SAIL.

In case of PPII - Rourkela, Durgapur & Bhilai Power Project, useful life of the assets is determined according to Schedule II of the Companies Act, 2013, and the depreciation is provided at a rate such that 95% of the gross block is depreciated over the residual life of those assets, except computer and computer software which has nil residual value.

In case of the CPP-II (Rourkela, Durgapur & Bhilai Power Project) assets, whose residual life has been determined on the basis of technical assessment, the depreciation is provided at a rate such that 95% of the gross block is depreciated over the residual life of those assets.

Depreciation on additions to/deductions from fixed assets during the year is charged on pro-rata basis from/up to the month in which the asset is available for use /disposal.

Depreciation in case of PP II units (including Durgapur PPIII) are provided only for purpose of billing, however consequent to recognition of finance lease recoverable for PP IIs (including Durgapur PPIII) assets, depreciation has no impact on Accounts except specified assets not covered under PPA

3. Recoverable amount of property, plant and equipment and intangible assets

The recoverable amount of property, plant and equipment and intangible assets is based on estimates and assumptions regarding in particular the expected market outlook and future cash flows associated with the power plants. Any changes in these assumptions may have a material impact on the measurement of the recoverable amount and could result in impairment.

4. Defined benefit plans and long-term employment benefits

Employee benefit obligations are measured on the basis of actuarial assumptions which include mortality and withdrawal rates as well as assumptions concerning future developments in discount rates, the rate of salary increases and the inflation rate. The Company considers that the assumptions used to measure its obligations are appropriate and documented. However, any changes in these assumptions may have a material impact on the resulting calculations.

5. Revenues

The Company records revenue from sale of energy

- i) In respect of supply of power from Captive Power Plants (CPP-IIs) including Durgapur PP III, based on Power Purchase Agreement with SAIL.
- ii) In case of Bhilai Expansion Power Project (PP-III), based on Tariff rates approved by the Central Electricity Regulatory Commission (CERC) as modified by the orders of Appellate Tribunal for Electricity to the extent applicable, as per principles enunciated under Ind AS 115. However, in cases



where tariff rates are yet to be approved, provisional rates are adopted considering the applicable CERC Tariff Regulations.

6. Leases not in legal form of lease

Significant judgment is required to apply lease accounting rules as per Ind AS 116 in determining whether an arrangement contains a lease. In assessing arrangements entered into by the Company, management has exercised judgment to evaluate the right to use the underlying asset, substance of the transactions including legally enforceable agreements and other significant terms and conditions of the arrangements and materiality to conclude whether the arrangement meets the criteria as per Ind AS 116.

7. Provisions and contingencies

The assessments undertaken in recognising provisions and contingencies have been made in accordance with Ind AS 37 - 'Provisions, Contingent Liabilities and Contingent Assets'. The evaluation of the likelihood of the contingent events require best judgement by management regarding the probability of exposure to potential loss. Should circumstances change following unforeseeable developments, this likelihood could alter.

8. Assets held for sale

Significant judgment is required to apply the accounting to non-current assets held for sale under Ind AS 105 - 'Non-current Assets Held for Sale and Discontinued Operations'. In assessing the applicability, management has exercised judgment to evaluate the availability of the asset for immediate sale, management's commitment for the sale and probability of sale within one year to conclude if their carrying amount will be recovered principally through a sale transaction rather than through continuing use.

9. Regulatory deferral account balances

Recognition of regulatory deferral account balances involves significant judgments including about future tariff regulations since these are based on estimation of the amounts expected to be recoverable/payable through tariff in future.

10. Income taxes

Significant judgments are involved in determining the provision for income taxes, including amount expected to be paid/recovered for uncertain tax positions.



| | Gross Block | | | Depreciation, Amortisation and Impairment | | | Netblock | | |
|--|---------------------|-----------------------------|-------------------------------|---|---------------------|-----------------------------|-------------------------------|---------------------|---------------------|
| | AS AT 01.04.2025 | Addition During the Year | Adjustment During the Year | AS AT 31.03.2025 | AS AT 01.04.2025 | Addition During the Year | Adjustment During the Year | AS AT 31.03.2025 | AS AT 31.03.2025 |
| Note 2: Non-current assets - Property Plant and Equipment | | | | | | | | | |
| Leasehold Land | 898.63 | - | - | 898.63 | 3065.88 | 313.28 | - | 3898.16 | 5689.47 |
| Roads, Bridges & Culverts | 3529.31 | 69.56 | - | 2888.77 | 1009.92 | 1124.23 | - | 1774.54 | 1819.29 |
| Main Plant Buildings | 5919.54 | 897.81 | - | 5919.56 | 2571.89 | 274.61 | - | 2948.50 | 3047.67 |
| Other Buildings | 85072.46 | - | - | 85770.27 | 13173.58 | 2544.68 | - | 15718.26 | 50952.01 |
| Temporary Erection | - | - | - | - | - | - | - | - | - |
| Water Supply, Drainage & Sewerage System | 3786.24 | - | - | 3786.24 | 1289.92 | 126.41 | - | 1959.33 | 2386.91 |
| MGR Track and Signaling System | 3657.64 | - | - | 3657.64 | 2254.76 | 114.42 | - | 2599.18 | 1498.46 |
| Railway Siding | 5732.45 | - | - | 5732.45 | 1625.05 | 324.44 | - | 1985.49 | 1802.88 |
| Plant & Machinery | 477127.82 | 1,889,295 | 204.16 | 498165.57 | 16258.75 | 21024.16 | - | 183709.36 | 6067.21 |
| Construction Equipments | 1084.13 | - | 65.52 | 988.81 | 691.53 | 169.21 | - | 313107.20 | 4653.40 |
| Furniture & Fixtures | 2112.88 | 389.51 | 13.42 | 2498.97 | 1321.19 | 119.26 | - | 641.40 | 357.21 |
| Other Office Equipments | 1140.42 | 456.70 | 11.46 | 1597.64 | 62.6 | 6.2 | - | 1687.40 | 791.69 |
| EDP, WP Machines & Sitcom Equipments | 2432.25 | 250.06 | 81.65 | 2600.86 | 1516.38 | 10.85 | - | 809.53 | 855.52 |
| Vehicles including Speedboats | 36.09 | 134.94 | - | 171.03 | 12.25 | 74.69 | - | 157.52 | 913.87 |
| Electrical Installations | 1255.13 | 79.08 | - | 1334.21 | 866.55 | 34.87 | - | 432.79 | 368.58 |
| Laboratory & Workshop Equipments | 1549.92 | 90.16 | 0.10 | 1639.98 | 759.94 | 71.92 | - | 809.12 | 780.98 |
| Hospital Equipments | 20.16 | - | - | 20.16 | 12.92 | 1.24 | - | 6.00 | 7.24 |
| Communication Equipments | 598.08 | 361.15 | 3.70 | 594.53 | 249.14 | 1.80 | - | 293.62 | 14.16 |
| Motorcycles/ Motor Vehicle | - | - | - | - | (0.05) | (0.05) | - | 290.91 | - |
| Motor Vehicle not Owned by Company | 64.84 | - | - | 64.84 | 64.84 | - | - | 64.84 | - |
| Capital Spares | - | - | - | - | - | - | - | - | - |
| Major repair and overhaul | 8739.98 | - | - | 8739.98 | 7197.37 | 978.11 | - | 8175.48 | 564.50 |
| Asset for Ash Utilization | 45.89 | - | - | 45.89 | - | - | - | - | 45.89 |
| Less: Adjusted from fly ash utilisation reserve fund | (45.89) | - | - | (45.89) | - | - | - | - | (45.89) |
| | 892107.82 | 23801.13 | 400.03 | 81506.94 | 198891.40 | 2779.81 | 540.58 | 226130.68 | 388678.27 |
| Less: Transfer of PPH (including Durgapur PPH) assets to SAIL | 367857.07 | 17891.62 | 315.40 | 385232.29 | 76724.49 | 18675.92 | 223.36 | 95187.05 | 290046.24 |
| Total : | 244259.75 | 8108.51 | 84.63 | 230276.65 | 123156.91 | 8603.89 | 117.19 | 131043.61 | 98632.03 |

Notes

- Leasehold land includes 1758.09 sqm valuing ₹ 2189.65 lakhs (Previous year 1758.09 sqm valuing ₹ 2189.65 lakhs) pertaining to 4th Floor, NBCC Tower, 15 Bhikaji Cama place, New Delhi acquired on perpetual lease and no depreciation has been charged thereof.
- As required by Accounting Standard (IndAS) 36 'Impairment of Assets', the company believes that there are no impairment indicators.
- Refer Note 23 & 30 for information of pledge created by company on property, plant and equipment.
- Refer Note 62 for disclosure of contractual commitments for the acquisition of property, plant and equipment.
- Land does not include 42.031 acres for 2 x 20 MW Durgapur Expansion Project & 400 acres of reservoir area for 15 MW Bhitai Floating Solar Power Plant. Lease approval of which is pending to be obtained from SAIL.
- Refer Note 61 regarding property, plant and equipment under finance lease.
- In respect of Bhitai PP-III Plant, Company has entered into lease agreement with SAIL for land, for a period of thirty years and which can be further renewed for two like periods. Under the lease agreement as per terms and conditions for allotment (leasing/sub-leasing) of land to Government/ outside agencies in steel plants for various purpose, clause 8(c) states that " in case where lessee is not interested in renewal of lease, he will remove the asset created on the demised land within the lease period, otherwise the same will vest in lessor without any compensation and lessor shall be entitled to deal with the same or remove the same at lessors discretion and at the cost of lessee. There is no asset retirement obligation as per clause 8(c) since the obligation is not absolute and gives various options to management at the end of 30 years even it states vesting of plant with lessor without any compensation.





NTPC-SAIL POWER COMPANY LTD.

| | AS AT | | Additions during the year | Deductions/ Adjustments during the year | Capitalised during the year | AS AT | |
|---|-----------------|-----------------|---------------------------|---|-----------------------------|-----------------|------------|
| | 01.04.2025 | 31.03.2026 | | | | 01.04.2025 | 31.03.2026 |
| Note 3 : Non-current assets - Capital Work in Progress | | | | | | | |
| Lease Land | - | - | - | - | - | - | - |
| Road, Bridges, Culverts & Helipads | 12.06 | 17.96 | 30.01 | - | - | - | - |
| Building | - | - | - | - | - | - | - |
| Main Plant | 29.55 | - | - | - | - | - | 29.55 |
| Others | 65.50 | 45.30 | - | - | - | - | 74.28 |
| Tempory Erections | - | - | - | - | - | - | - |
| Water supply, Drainage & Sewerage | - | - | - | - | - | - | - |
| MGR Track & Signalling system | 11.42 | 30.08 | - | - | - | - | - |
| Railway Sidings | 698.10 | 1000.14 | - | - | - | - | - |
| Plant & Machinery* | 46654.46 | 23980.02 | - | - | - | - | - |
| Furniture & Fixtures | - | 153.23 | - | - | - | - | - |
| Other Office Equipments | - | 486.63 | - | - | - | - | - |
| EDP, WP, SATCOM Equipment | - | 107.91 | - | - | - | - | - |
| Vehicles Including Speedboats | - | 129.59 | - | - | - | - | - |
| Construction Equipment | 133.72 | 30.25 | - | - | - | - | - |
| Lab & Workshop Equipment | - | 50.38 | - | - | - | - | - |
| Hospital Equipments | - | - | - | - | - | - | - |
| Communication Equipment | - | 6.75 | - | - | - | - | - |
| Electrical Installation | 0.02 | 168.01 | - | - | - | - | - |
| Assets for ash utilisation | - | - | - | - | - | - | - |
| Adj from Fly Ash Res Utilisation Fund | 47604.84 | 26206.24 | - | - | - | - | - |
| Survey Soil & Investigation | - | - | - | - | - | - | - |
| Pre-commissioning expenses (net) | - | - | - | - | - | - | - |
| Incidental Expenditure During Construction (Net) ** | 4843.06 | 1851.34 | - | - | - | - | - |
| Less: Allocated to CWIP | (4591.38) | (1599.74) | - | - | - | - | - |
| Prov. Unservice CWIP | 47856.52 | 26457.84 | - | - | - | - | - |
| Construction stores (net of Provisions) | - | - | - | - | - | - | - |
| Capital Spares | 912.83 | 5861.26 | - | - | - | - | - |
| Discounting of long term liability | - | - | - | - | - | - | - |
| Asset not owned by the company | - | - | - | - | - | - | - |
| Major repair and overhaul | - | - | - | - | - | - | - |
| Total : | 48769.35 | 32319.10 | 361.00 | 27399.18 | 51069.63 | 53328.27 | |

*Includes long standing amount of ₹ 2078.62 Lakhs & ₹ 45136.89 lakhs pertaining to Durgapur PPIII & FGD of Bhilai PPIII respectively.

** Addition during year include brought from expenditure during construction period (net) - Note 46





NTPC-SAIL POWER COMPANY LTD.

₹ in Lakhs

| | AS AT | | Gross Block | | Depreciation, amortisation and impairment | | Netblock | | | |
|---|----------------|----------------|-----------------------------|-------------------------------|---|---------------------|-----------------------------|-------------------------------|---------------------|---------------------|
| | 01.04.2025 | 31.03.2026 | Addition During the year | Adjustment During the Year | AS AT 01.04.2025 | AS AT 31.03.2026 | Addition During the Year | Adjustment During the Year | AS AT 31.03.2026 | AS AT 31.03.2025 |
| Note 4 : Non-current assets- Intangible Assets | | | | | | | | | | |
| Software | 1289.54 | 1389.02 | 83.82 | 4.14 | 1261.44 | 1261.44 | 42.17 | 4.10 | 1299.51 | 68.51 |
| Less Transfer of PPII (including Durgapur PPIII) assets to SAIL | 73.50 | 110.30 | 40.94 | 4.14 | 65.85 | 65.85 | 17.58 | 4.10 | 79.34 | 30.96 |
| TOTAL: | 1216.05 | 1288.73 | 42.88 | - | 1195.58 | 1195.58 | 24.59 | - | 1220.17 | 98.56 |





NTPC-SAIL POWER COMPANY LTD.

₹ in Lakhs

| | AS AT | | Additions during the year | Deductions/ Adjustments during the year | Capitalised during the year | AS AT | |
|---|------------|---|---------------------------|---|-----------------------------|--------------|---|
| | 01.04.2025 | - | | | | 45.16 | - |
| Note 5 : Non-current assets- Intangible Assets Under Development | | | | | | | |
| Software | - | - | 45.16 | - | - | 45.16 | - |
| Total : | - | - | 45.16 | - | - | 45.16 | - |





NTPC-SAIL POWER COMPANY LTD.

Note No. 6 to the Financial Statements Non-current financial assets- Investments

| | ₹ in Lakhs | |
|------------------------------|------------|------------|
| AS AT | 31.03.2026 | 31.03.2025 |
| Investment in GOI Securities | - | - |
| Total | - | - |





NTPC-SAIL POWER COMPANY LTD.

Note No. 7 to the Financial Statements
Non-current financial assets- Trade Receivables

| AS AT | 31.03.2026 | 31.03.2025 |
|---|----------------|----------------|
| Trade Receivables | | |
| (a) Trade Receivables considered good- Secured | - | - |
| (b) Trade Receivables considered good- Unsecured | - | - |
| (c) Trade Receivables which have significant increase in Credit Risk; and | - | - |
| d) Trade Receivables-credit impaired. | 40 | 2427.66 |
| Sub-Total | 2427.66 | 2427.66 |
| Less : Provision for credit impaired trade receivables | 50 | 2427.66 |
| Total | - | - |

(a). Trade Receivables ageing schedule

As at 31.03.2026

| Particulars | Unbilled Revenue | Not due | Outstanding for following periods from due date of payment | | | | | | Total | | |
|---|------------------|-------------|--|-------------|-------------|-------------|-------------|-------------|----------------|------------------|----------------|
| | | | Less than 6 months | | 1-2 yrs. | | 2-3 yrs. | | | More than 3 yrs. | |
| | | | D | E | F | G | H | I=B TO H | | | |
| A | B | C | | | | | | | | | |
| (i) Undisputed Trade receivables- considered good | | | | | | | | | | | |
| (ii) Undisputed Trade Receivables- which have significant increase in | | | | | | | | | | | |
| (iii) Undisputed Trade Receivables-credit impaired | | | | | | | | | | | |
| (iv) Disputed Trade Receivables- considered good | | | | | | | | | | | |
| (v) Disputed Trade Receivables-which have significant increase in | | | | | | | | | | | |
| (vi) Disputed Trade Receivables-credit impaired | | | | | 0 | | | | 2427.66 | | 2427.66 |
| Total | 0.00 | 0.00 | 0.00 | 0.00 | 0.00 | 0.00 | 0.00 | 0.00 | 2427.66 | 0.00 | 2427.66 |

As at 31.03.2025

| Particulars | Unbilled Revenue | Not due | Outstanding for following periods from due date of payment | | | | | | Total | | |
|---|------------------|-------------|--|-------------|-------------|-------------|-------------|-------------|----------------|------------------|----------------|
| | | | Less than 6 months | | 1-2 yrs. | | 2-3 yrs. | | | More than 3 yrs. | |
| | | | D | E | F | G | H | I=B TO H | | | |
| A | B | C | | | | | | | | | |
| (i) Undisputed Trade receivables- considered good | | | | | | | | | | | |
| (ii) Undisputed Trade Receivables- which have significant increase in | | | | | | | | | | | |
| (iii) Undisputed Trade Receivables-credit impaired | | | | | | | | | | | |
| (iv) Disputed Trade Receivables- considered good | | | | | | | | | | | |
| (v) Disputed Trade Receivables-which have significant increase in | | | | | | | | | | | |
| (vi) Disputed Trade Receivables-credit impaired | | | | | 0 | | | | 2427.66 | | 2427.66 |
| Total | 0.00 | 0.00 | 0.00 | 0.00 | 0.00 | 0.00 | 0.00 | 0.00 | 2427.66 | 0.00 | 2427.66 |





NTPC-SAIL POWER COMPANY LTD.

Note No. 8 to the Financial Statements

Non-current financial assets- Loans

| AS AT | ₹ in Lakhs | |
|---|----------------|----------------|
| | 31.03.2026 | 31.03.2025 |
| Loans | | |
| Employees (including accrued interest) | | |
| (a) Loans Receivables considered good-Secured | 1890.41 | 1938.11 |
| (b) Loans Receivable considered good-Unsecured | 910.87 | 500.30 |
| (c) Loans Receivable which have significant increase in Credit Risk; and | - | - |
| (d) Loans Receivables- credit impaired. | - | - |
| Total | 2801.28 | 2438.41 |

Details of collateral held as security against Secured Loans:

Employee loans are secured against house property and Vehicles in line with the policies of the Company.





NTPC-SAIL POWER COMPANY LTD.

Note No. 9 to the Financial Statements

Non-current assets - Other financial assets

| AS AT | ₹ in Lakhs | |
|--|------------------|------------------|
| | 31.03.2026 | 31.03.2025 |
| Bank Deposit of Maturity More Than 12 Months | 2.39 | 2.30 |
| Finance lease recoverable * | 308952.48 | 304335.07 |
| Right to Use-Assets | - | - |
| Accumulated Dep on Right to use Asset | - | - |
| Security deposit | 11.85 | 11.83 |
| Total | 308966.72 | 304349.20 |

* Keeping in view the provisions of Ind AS-116 on 'Leases' w.r.t. determining whether an arrangement contains a lease, the company had ascertained that the PPA entered into for PP-II units viz., Rourkela (including PP-II Expansion), Durgapur (PP-II & PP-III) & Bhilai & Bhilai Floating solar with the beneficiary falls under the definition of finance lease. Accordingly, the written down value of the specified assets has been derecognized from PPE and accounted as Finance Lease Receivable (FLR). Recovery of capacity charges towards depreciation, interest on loan, return on equity & Incentive (pre-tax) components from the beneficiary are adjusted against FLR. The interest component of the FLR in respect of the above four elements are recognised as 'Interest income on Assets under finance lease' under Note-39- 'Revenue from operations'.





NTPC-SAIL POWER COMPANY LTD.

Note No. 10 to the Financial Statements Non-current Assets - Deferred tax Assets (net)

| AS AT | ₹ in Lakhs | |
|--|-----------------|-----------------|
| | 31.03.2026 | 31.03.2025 |
| Deferred Tax Liabilities | | |
| Difference in book depreciation and tax depreciation | 36125.44 | 44369.41 |
| Employee loan adjustment | 213.09 | 272.37 |
| Sub total (A) | 36338.53 | 44641.78 |
| Less: Deferred Tax Assets | | |
| Provisions & other disallowances for tax | 3524.64 | 3300.91 |
| MAT Credit entitlement | 41505.12 | 47646.16 |
| Deferred tax recoverable from beneficiary * | 981.87 | 1122.14 |
| Sub total (B) | 46011.62 | 52069.21 |
| Total (B-A) | 9,673.10 | 7,427.43 |

a) Deferred tax assets and deferred tax liabilities have been offset as they relate to the same governing laws.

* b) Power Purchase Agreement with SAIL provide for recovery of deferred tax liability up to 31 March 2009. Accordingly, deferred tax liability is recoverable on materialization from the SAIL.

c) Deferred tax liability accrued upto 31.03.2026 has been calculated @ 25.17% i.e. new tax rate w.e.f. 01.04.2026. DTL has decreased by ₹ 12745.90 lakhs due to change in tax rate.

Movement in deferred tax balances 31 March 2026

₹ in Lakhs

| Particulars | Net balance 1 April 2025 | Recognised in statement of profit and loss | Net balance 31 March 2026 |
|--|-----------------------------|--|------------------------------|
| Difference in book depreciation and tax depreciation | (44,361.28) | 8,235.84 | (36,125.44) |
| Employee Loan Adjustment | (280.49) | 67.40 | (213.09) |
| Employee Benefits | 2,256.85 | 172.47 | 2,429.32 |
| Long term liabilities | 45.35 | 429.33 | 474.68 |
| MAT Credit Entitlement | 47,646.16 | (6,141.04) | 41,505.12 |
| Other items | 998.70 | (378.06) | 620.64 |
| Tax assets/(liabilities) | 6,305.29 | 2,385.94 | 8,691.23 |
| Recoverable from Beneficiary prior to 31.03.2009 | 1,122.14 | (140.27) | 981.87 |
| Tax assets/(liabilities) | 7,427.43 | 2,245.67 | 9,673.10 |





NTPC-SAIL POWER COMPANY LTD.

Note No. 11 to the Financial Statements Other non-current assets

| | ₹ in Lakhs | |
|---|-----------------|----------------|
| AS AT | 31.03.2026 | 31.03.2025 |
| Capital Advances | 2882.43 | 2029.49 |
| Advances other than Capital Advances | | |
| Security deposits (unsecured) | 526.22 | 277.02 |
| Advances to contractors and suppliers | - | - |
| Others | | |
| Unsecured | 99.10 | 133.40 |
| Advance Tax & Tax Deducted at Source | 52152.02 | 40558.36 |
| Less: Provision for Tax | 50393.25 | 38862.57 |
| | 5266.52 | 4135.70 |
| Deferred payroll expense * | 591.13 | 549.86 |
| Regulatory assets ** | 7766.20 | 2756.62 |
| Total | 13623.85 | 7442.18 |

* Loans given to employees are measured at amortised cost. The deferred payroll expenditure, as difference between amortised value of the loan and the actual loan amount represents the benefits accruing to employees. The same is amortised on a straight line basis over the remaining period of the loan.

**Regulatory assets pertains to shortfall in revenue from sale of ash over & above its transportation & other O&M expenses recoverable in terms MOEF notification read with CERC regulations. This amount shall be adjusted upon receipt of tariff/true up orders from CERC.





Note No. 12 to the Financial Statements
Current assets - Inventories

| AS AT | ₹ in Lakhs | |
|--|-----------------|-----------------|
| | 31.03.2026 | 31.03.2025 |
| Coal | 11212.21 | 8276.77 |
| Fuel oil | 2199.77 | 1832.81 |
| Stores & spares | 17087.48 | 14258.31 |
| Chemicals & consumables | 562.25 | 400.03 |
| Loose tools | 37.78 | 31.19 |
| Others | 2387.60 | 2040.22 |
| | 33487.09 | 26839.33 |
| Less: Provision for shortages / Adjustment | 2.55 | 2.56 |
| Provision for obsolete/unserviceable items | 31.94 | 31.95 |
| Total | 33452.60 | 26804.82 |

- a) Inventory items have been valued as per accounting policy No 7 given at Note No. 1.
- b) Inventories - Others includes steel, cement, ash bricks etc.
- c) Refer Note 30 for information on inventories pledged as security by the Company.
- d) Paragraph 32 of Ind AS 2 ' Inventories provides that materials and other supplies held for use in the production of inventories are not written down below cost if the finished products in which they will be incorporated are expected to be sold at or above cost. The Company is operating in the regulatory environment and as per CERC Tariff Regulations and PPA with SAIL, cost of fuel and other inventory items are recovered as per CERC tariff regulations and PPA with SAIL. Accordingly, the realisable value of inventories is not lower than cost.
- e) Provision for obsolescence on certain items of non-moving inventory has not been required based upon technical & fitness evaluation by the management, in alignment with the policy of parent company.
- f) Based on the CERC regulations 2024-29 Company has changed its accounting policy that capital spares of ₹ 10 lakhs & above shall be considered for capitalization(Refer note 2). Accordingly, inventory consisting of 129 items amounting to ₹ 2247.74 lakhs have been capitalized & capital items consisting of 381 items amounting to ₹ 1119.13 lakhs have been transferred to inventory.





NTPC-SAIL POWER COMPANY LTD.

Note No. 13 to the Financial Statements Current financial assets - Investments

₹ in Lakhs

| AS AT | 31.03.2026 | 31.03.2025 |
|-------|------------|------------|
|-------|------------|------------|

Investment

Premium on acquisition of GOI Securities

-

-

Total

-

-





NTPC-SAIL POWER COMPANY LTD.

Note No. 14 to the Financial Statements
Current financial assets - Trade receivables

| AS AT | ₹ in Lakhs | | |
|---|-----------------|------------|-----------------|
| | 31.03.2026 | 31.12.2024 | 31.03.2025 |
| Trade Receivables | | | |
| (a) Trade Receivables considered good- Secured | - | - | - |
| (b) Trade Receivables considered good- Unsecured | 38590.64 | - | 38207.70 |
| (c) Trade Receivables which have significant increase in Credit Risk; and | - | - | - |
| (d) Trade Receivables-credit impaired. | - | - | - |
| | <u>38590.64</u> | <u>-</u> | <u>38207.70</u> |
| Less : Provision for credit impaired trade receivables | - | - | - |
| Total | <u>38590.64</u> | <u>-</u> | <u>38207.70</u> |

a) Amount receivable from related party are disclosed in Note 52.

b) Trade receivables include unbilled revenue for the month of March'2026 amounting to ₹ 11498.98 lakhs for Bhilai PP-III and ₹ 14994.38 lakhs for PP IIs (including Durgapur PP III) (31 March 2025: Bhilai PP-III ₹ 12690.43 lakhs and PP-IIs (including Durgapur PP III) ₹ 9963.34 lakhs) billed, net of credits, to the beneficiaries after 31 March'2026.

(c). Trade Receivables ageing schedule

| Particulars | Unbilled Revenue | Not due | ₹ in Lakhs | | | | | | |
|---|------------------|---------|--|-------------------|-------------|-------------|------------------|----------|-----------------|
| | | | Outstanding for following periods from due date of payment | | | | | | |
| | | | Less than 6 months | 6 months - 1 Year | 1-2 yrs. | 2-3 yrs. | More than 3 yrs. | Total | |
| A | B | C | D | E | F | G | H | I=B TO H | |
| (i) Undisputed Trade receivables- considered good | 26,493.36 | | 12,097.28 | | | | | | 38590.64 |
| (ii) Undisputed Trade Receivables- which have significant | | | | | | | | | - |
| (iii) Undisputed Trade Receivables-credit impaired | | | | | | | | | - |
| (iv) Disputed Trade Receivables- considered good | | | | | | | | | - |
| (v) Disputed Trade Receivables-which have significant | | | | | | | | | - |
| (vi) Disputed Trade Receivables-credit impaired | | | | | | | | | - |
| Total | 26493.36 | | 12097.28 | 0.00 | 0.00 | 0.00 | 0.00 | | 38590.64 |

| Particulars | Unbilled Revenue | Not due | ₹ in Lakhs | | | | | | |
|---|------------------|---------|--|-------------------|-------------|-------------|------------------|----------|-----------------|
| | | | Outstanding for following periods from due date of payment | | | | | | |
| | | | Less than 6 months | 6 months - 1 Year | 1-2 yrs. | 2-3 yrs. | More than 3 yrs. | Total | |
| A | B | C | D | E | F | G | H | I=B TO H | |
| (i) Undisputed Trade receivables- considered good | 22,653.77 | | 15,553.93 | | | | | | 38207.70 |
| (ii) Undisputed Trade Receivables- which have significant | | | | | | | | | - |
| (iii) Undisputed Trade Receivables-credit impaired | | | | | | | | | - |
| (iv) Disputed Trade Receivables- considered good | | | | | | | | | - |
| (v) Disputed Trade Receivables-which have significant | | | | | | | | | - |
| (vi) Disputed Trade Receivables-credit impaired | | | | | | | | | - |
| Total | 22653.77 | | 15553.93 | 0.00 | 0.00 | 0.00 | 0.00 | | 38207.70 |





NTPC-SAIL POWER COMPANY LTD.

Note No. 15 to the Financial Statements

Current financial assets - Cash and cash equivalents

| AS AT | ₹ in Lakhs | |
|---|----------------|----------------|
| | 31.03.2026 | 31.03.2025 |
| Balance with banks: | | |
| In current account | 2563.53 | 806.52 |
| In cash credit account * | 5372.36 | 232.54 |
| Deposits with original maturity of less than three months | - | - |
| Others | - | - |
| Total | 7935.89 | 1039.06 |

*Quarterly returns or statements of current assets has been filed with banks and are in agreement with the books of accounts.





NTPC-SAIL POWER COMPANY LTD.

Note No. 16 to the Financial Statements

Current financial assets - Bank balances other than cash and cash equivalents

| | ₹ in Lakhs | |
|--|-------------|-------------|
| AS AT | 31.03.2026 | 31.03.2025 |
| Deposits with original maturity of more than three months and maturing within one year | 1.70 | 1.71 |
| Bank account- Ash fund | 1.94 | 0.87 |
| Total | 3.64 | 2.58 |





NTPC-SAIL POWER COMPANY LTD.

Note No. 17 to the Financial Statements Current financial assets - Loans

| | ₹ in Lakhs | |
|---|----------------|---------------|
| AS AT | 31.03.2026 | 31.03.2025 |
| LOANS | | |
| Employees (including accrued interest) | | |
| (a) Loans Receivables considered good-Secured | 378.69 | 360.91 |
| (b) Loans Receivable considered good-Unsecured | 744.85 | 535.08 |
| (c) Loans Receivable which have significant increase in Credit Risk; and | - | - |
| (d) Loans Receivables- credit impaired. | - | - |
| ADVANCES | | |
| Employees | | |
| Unsecured | - | - |
| Total | 1123.54 | 895.99 |

a) Details of collateral held as security against Secured Loans:

Employee loans are secured against house property and Vehicles in line with the policies of the Company.





NTPC-SAIL POWER COMPANY LTD.

Note No. 18 to the Financial Statements Current assets - Other financial assets

| | ₹ in Lakhs | |
|---------------------------------|-----------------|-----------------|
| AS AT | 31.03.2026 | 31.03.2025 |
| Advances | | |
| Related parties | | |
| Unsecured | - | - |
| Employees | | |
| Unsecured | 0.11 | 0.11 |
| Others | | |
| Unsecured | 15.70 | 701.91 |
| Interest accrued on | | |
| Term deposits | 0.30 | 0.14 |
| Claims recoverable | | |
| Unsecured, considered good | - | - |
| Contract assets* | - | - |
| Finance lease receivable | 13343.70 | 12347.01 |
| Security Deposit | 20.36 | 19.24 |
| Total | 13380.17 | 13068.41 |

* Contract assets represent Company's right to consideration in exchange for goods and services that the Company has transferred/provided to customers when that right is conditioned on matters, other than passage of time and are net of credits to be passed to customers.





NTPC-SAIL POWER COMPANY LTD.

Note No. 19 to the Financial Statements Current Assets - current tax assets (net)

| | ₹ in Lakhs | |
|--------------------|------------|------------|
| AS AT | 31.03.2026 | 31.03.2025 |
| Current tax Assets | - | - |
| Total | - | - |





NTPC-SAIL POWER COMPANY LTD.

Note No. 20 to the Financial Statements

Current assets - Other current assets

| | ₹ in Lakhs | |
|---|------------------|------------------|
| AS AT | 31.03.2026 | 31.03.2025 |
| Security deposits (unsecured) | 877.74 | 217.31 |
| Advances | | |
| Contractors & Suppliers, including materials issued on loan | | |
| Unsecured, considered good ** | 19981.19 | 13770.70 |
| Unsecured, considered doubtful | - | 1.78 |
| Less: Provision for doubtful advances | - | (1.78) |
| Employees | | |
| Unsecured, considered good | 14.49 | 27.22 |
| Others | | |
| Unsecured | 331.58 | 247.25 |
| Tax Deducted at Source | 77.59 | 0.76 |
| Deferred payroll expense * | 143.12 | 112.90 |
| Input Tax Receivables | 12.22 | 29.06 |
| Total | 21,437.93 | 14,405.20 |

* Loans given to employees are measured at amortised cost. The deferred payroll expenditure as difference between amortised value of the loan and the actual loan amount represents the benefits accruing to employees. The same is amortised on a straight line basis over the remaining period of the loan.

** a) Includes ₹ 5817.17 lakhs being the coal grade slippage, claim accounted / deducted by NSPCL/ Bhilai, for coal supplied by M/s SECL during financial year 2015-16 & 2016-17 (this was done in line with third party sampler for sampling of coal at loading end stated in Minutes of Meeting dated 06.02.2015 issued by Ministry of Coal), the amount deducted was passed on to beneficiaries as a part of Energy Bill. SECL had subsequently deducted same amount (i.e. ₹ 5817.17 lakhs) from advances paid to them for supply of coal. Claim of refund of such advances by NSPCL from M/s SECL is under adjudication in AMRCD. Decision of AMRCD will be revenue neutral on NSPCL.

b) Includes amount of ₹ 789.68 lakhs spent on completing the Durgapur PP-III plant till date which shall be settled at risk & cost basis from original vendor at the time of commercial settlement.





NTPC-SAIL POWER COMPANY LTD.

Note No. 21 to the Financial Statements

Equity share capital

| AS AT | ₹ in Lakhs | |
|--|------------------|------------------|
| | 31.03.2026 | 31.03.2025 |
| Authorised | | |
| 5,00,00,00,000 shares of par value ₹ 10/- each (previous year 5,00,00,00,000 shares of par value ₹10/- each) | 500000.00 | 500000.00 |
| | <u>500000.00</u> | <u>500000.00</u> |
| Issued, subscribed and fully paid up | | |
| 98,05,00,100 shares of par value ₹ 10/- each (previous year 98,05,00,100 shares of par value ₹10/- each) | 98050.01 | 98050.01 |
| Total | <u>98050.01</u> | <u>98050.01</u> |

a) Movements in equity share capital:

There is no movement in equity share capital during the year, as the Company has neither issued nor bought back any shares.

b) Terms and rights attached to equity shares:

The Company has only one class of equity shares having a par value ₹ 10/- per share. The holders of the equity shares are entitled to receive dividends as declared from time to time and are entitled to voting rights proportionate to their share holding at the meetings of shareholders.

c) Dividend paid :

| Particulars | Paid during the year ended | |
|--|----------------------------|-----------|
| | 31-Mar-26 | 31-Mar-25 |
| (i) Dividend paid and recognised during the Year | | |
| Final Dividend for the year ended 31 March 2026 is Nil (31 March 2025: ₹Nil) per equity share | - | - |
| Interim dividend for the year ended 31 March 2026 of ₹ 3.57 (31 March 2025: ₹ 3.21) per equity share | 35,000.00 | 31,500.00 |

| Particulars | 31-Mar-26 | 31-Mar-25 |
|---|---|-----------|
| | (ii) Dividends not recognised at the end of the reporting period | |
| In addition to the above dividends, since year end the directors have recommended the payment of a final dividend of ₹ Nil (31 March 2025: Nil) per equity share. This proposed dividend is subject to the approval of shareholders in the ensuing Annual General Meeting. | - | - |

d) Details of shareholders holding more than 5% shares in the Company:

NTPC Ltd. & SAIL holds 49,02,50,050 (Previous Year 49,02,50,050) number of equity shares (50%) each.

| Shares held by promoters at the end of the Year | | | | % Change during the Year |
|---|---------------|---------------------|-------------------|--------------------------|
| Sr. No. | Promoter name | No. of Shares | % of total shares | |
| 1 | NTPC Ltd | 49,02,50,050 | 50% | NIL |
| 2 | SAIL | 49,02,50,050 | 50% | NIL |
| Total | | 98,05,00,100 | 100% | |



**NTPC-SAIL POWER COMPANY LTD.****Note No. 22 to the Financial Statements
Other equity**

| | ₹ in Lakhs | |
|--|------------------|------------------|
| AS AT | 31.03.2026 | 31.03.2025 |
| Fly ash utilisation reserve fund | | |
| As per last financial statements | - | - |
| Addition during the year (Note 39 & 40) | 343.53 | 361.69 |
| Adjustment during the year (Note 45 & 2) | 343.53 | 361.69 |
| | - | - |
| Corporate social responsibility (CSR) reserve | | |
| As per last financial statements | - | - |
| Addition during the year | - | - |
| Adjustment/Transfer to Retained Earning | - | - |
| | - | - |
| General reserve | | |
| As per last financial statements | 2630.98 | 2630.98 |
| Addition during the year | - | - |
| Adjustment during the year | - | - |
| | 2630.98 | 2630.98 |
| Bond Redemption Reserve | | |
| As per last financial statements | - | - |
| Addition during the year | - | - |
| Adjustment during the year | - | - |
| | - | - |
| Retained earnings | | |
| As per last financial statements | 222904.35 | 215407.40 |
| Add: Total Comprehensive Income for the year | 56860.36 | 38996.94 |
| Transfer to Bond Redemption Reserve | - | - |
| Transfer from Bond Redemption Reserve | - | - |
| Transfer to CSR Reserve | - | - |
| Transfer from CSR Reserve | - | - |
| Interim Dividend | (35000.00) | (31500.00) |
| Final Dividend Paid | - | - |
| Tax on dividend paid | - | - |
| | 244764.71 | 222904.34 |
| Total | 247395.69 | 225535.32 |

a) Pursuant to gazette notification dated 3rd November 2009, issued by the Ministry of Environment and Forest (MOEF), Government of India (GOI), the amount collected from sale of fly ash and fly ash based products should be kept in a separate account head and shall be utilized only for the development of infrastructure or facility, promotion & facilitation activities for use of fly ash until 100 percent fly ash utilization level is achieved.

b) During the year, proceeds of ₹ 343.53 lakhs (FY 24-25: ₹ 361.69 lakhs) generated from sale of ash/ash products as shown under Note 39: ₹ 343.53 lakhs (Note 39- FY 24-25: ₹ 361.69 lakhs) and Interest Income from Fly Ash fund Note 40: ₹ Nil (Note 40-FY 24-25: ₹ Nil), has been transferred to fly ash utilisation reserve fund. Total amount of Note 45: ₹ 343.53 lakhs and Note 2: ₹ Nil lakhs is utilized during year (Note 45: FY 2024-25: ₹ 361.69 lakhs and Note 2: Nil lakhs) from the fly ash utilisation reserve fund on expenses incurred for activities as specified in the aforesaid notification of MOEF.

c) In terms of Section 135 of the Companies Act, 2013 read with guidelines on corporate social responsibility issued by Department of Public Enterprises (DPE), GOI, the Company is required to spend, in every financial year, at least two per cent of the average net profits of the Company made during the three immediately preceding financial years in accordance with its CSR Policy. During the year the Company has spent an amount of ₹ 1134.45 lakhs (Refer Note 64 for details) (FY 2024-25: ₹ 975.18 lakhs). Out of this amount ₹ 13.94 lakhs which is available for set off in succeeding years has been booked as asset.





NTPC-SAIL POWER COMPANY LTD.

Note No. 23 to the Financial Statements Non-current financial liabilities -Borrowings

| | ₹ in Lakhs | |
|----------------------------|------------------|------------------|
| AS AT | 31.03.2026 | 31.03.2025 |
| Term loans | | |
| Secured | | |
| From banks | 61551.92 | 99315.48 |
| From financial institution | - | - |
| Unsecured | | |
| From banks | 56009.74 | 8466.35 |
| Total | 117561.66 | 107781.83 |

a) There has been no default in repayment of any of the loans or interest thereon as at the end of the year/period.

b) The Secured rupee term loans carry interest rate in the range of 6.17% p.a to 8.25% p.a. The unsecured rupee term loans carry interest rate in the range of 5.74% p.a. -6.90% p.a. These are repayable in instalments as per the terms of respective agreements generally over a period of 5 to 15 years from initial disbursement after a moratorium period as mentioned in the respective loan agreements.

c) Term Loans are secured by equitable mortgage of present & future movable & immovable properties (except current assets) as given below:

i) Power plant II assets of Rourkela, Durgapur and Bhilai are mortgaged / hypothecated with State Bank of India.

ii) Assets of Rourkela PP II Expansion and Durgapur PP III are mortgaged/hypothecated with State Bank of India.

iii) Power plant III assets of Bhilai are mortgaged / hypothecated with Axis Bank , HDFC Bank and Indusind Bank .





NTPC-SAIL POWER COMPANY LTD.

Note No. 24 to the Financial Statements Non-current financial liabilities -Lease liabilities

| AS AT | ₹ in Lakhs | |
|----------------------|----------------|----------------|
| | 31.03.2026 | 31.03.2025 |
| Lease payable - Land | 1571.02 | 1803.72 |
| Total | 1571.02 | 1803.72 |





NTPC-SAIL POWER COMPANY LTD.

Note No. 25 to the Financial Statements Non-current financial liabilities -Trade Payables

| | ₹ in Lakhs | |
|---|------------|------------|
| AS AT | 31.03.2026 | 31.03.2025 |
| For goods and services | | |
| (A) total outstanding dues of micro and small enterprises; and | - | - |
| (B) total outstanding dues of creditors other than micro and small enterprises. | - | - |
| Total | - | - |





NTPC-SAIL POWER COMPANY LTD.

Note No. 26 to the Financial Statements Non-current liabilities - Other financial liabilities

| | ₹ in Lakhs | |
|------------------------------------|---------------|----------------|
| AS AT | 31.03.2026 | 31.03.2025 |
| Other Liabilities | | |
| Payable for capital expenditure | 83.80 | 3901.10 |
| | - | - |
| Deposits from Contractors & others | 209.18 | 785.09 |
| Total | 292.98 | 4686.19 |





NTPC-SAIL POWER COMPANY LTD.

Note No. 27 to the Financial Statements Non-current liabilities - Provisions

| | ₹ in Lakhs | |
|----------------------|----------------|---------------|
| AS AT | 31.03.2026 | 31.03.2025 |
| Provision for | | |
| Employee benefits | 7134.74 | 840.46 |
| Total | 7134.74 | 840.46 |

Disclosure as per Ind AS 19 on "Employee benefits" is made in Note 50.





NTPC-SAIL POWER COMPANY LTD.

Note No. 28 to the Financial Statements

Non-current liabilities - Deferred tax liabilities (net)

₹ in Lakhs

| AS AT | 31.03.2026 | 31.03.2025 |
|--|------------|------------|
| Deferred Tax Liabilities | | |
| Difference in book depreciation and tax depreciation | - | - |
| Employee loan adjustment | - | - |
| Less: Deferred Tax Assets | | |
| Provisions & other disallowances for tax | - | - |
| MAT Credit entitlement | - | - |
| Deferred tax adjustment on IndAS Transition | - | - |
| Deferred tax recoverable from beneficiary | - | - |
| Total | - | - |

Deferred tax assets and deferred tax liabilities have been offset as they relate to the same governing laws.





NTPC-SAIL POWER COMPANY LTD.

Note No. 29 to the Financial Statements Non-current liabilities - Other non-current liabilities

| | ₹ in Lakhs | |
|------------------------------------|------------|------------|
| AS AT | 31.03.2026 | 31.03.2025 |
| Advances from customers and others | - | - |
| Total | - | - |





NTPC-SAIL POWER COMPANY LTD.

Note No. 30 to the Financial Statements Current financial liabilities -Borrowings

| | | ₹ in Lakhs | |
|---|-----------------|-----------------|--|
| AS AT | 31.03.2026 | 31.03.2025 | |
| Current Borrowings | | | |
| Loans repayable on demand: | | | |
| From Banks | | | |
| Secured | - | - | |
| Unsecured | - | - | |
| Other Loans | - | - | |
| Cash credit/ Short Term Working Capital loan from Banks | 40000.00 | 39000.00 | |
| Current maturities of long term borrowings: | | | |
| From Banks | | | |
| Secured | 21786.38 | 22485.58 | |
| Unsecured | 6889.55 | 3078.67 | |
| From financial institution | | | |
| Secured | - | - | |
| Unsecured | - | - | |
| Total | 68675.93 | 64564.25 | |

a) There has been no default in repayment of any of the loans or interest thereon as at the end of the year/period.

b) The Secured rupee term loans carry interest rate in the range of 6.17% p.a to 8.25% p.a. The unsecured rupee term loans carry interest rate in the range of 5.74% p.a. -6.90% p.a. These are repayable in instalments as per the terms of respective agreements generally over a period of 5 to 15 years from initial disbursement after a moratorium period as mentioned in the respective loan agreements.

c) Loans are secured by equitable mortgage of present & future movable & immovable properties (except current assets) as given below:

i) Power plant II assets of Rourkela, Durgapur and Bhilai are mortgaged / hypothecated with State Bank of India.

ii) Assets of Rourkela PP II Expansion and Durgapur PP III are mortgaged/hypothecated with State Bank of India.

iii) Power plant III assets of Bhilai are mortgaged / hypothecated with Axis Bank ,HDFC Bank and IndusInd Bank

d) Working capital facility with SBI is secured by first hypothecation charge over stocks/store/spares and book debts of CPP-II's unit at Bhilai, Durgapur & Rourkela & CPP-III unit at Bhilai.





NTPC-SAIL POWER COMPANY LTD.

Note No. 31 to the Financial Statements Current financial liabilities - Lease liabilities

| | ₹ in Lakhs | |
|----------------------|---------------|--------------|
| AS AT | 31.03.2026 | 31.03.2025 |
| Lease payable - Land | 232.68 | 81.32 |
| Total | 232.68 | 81.32 |





NTPC-SAIL POWER COMPANY LTD.

Note No. 32 to the Financial Statements
Current financial liabilities - Trade payables

| AS AT | ₹ in Lakhs | |
|--|-----------------|-----------------|
| | 31.03.2026 | 31.03.2025 |
| For goods and services | | - |
| (I) total outstanding dues of micro enterprises and small enterprises; and | 3075.15 | 2496.65 |
| (II) total outstanding dues of creditors other than micro enterprises and small enterprises. | 17143.01 | 22627.37 |
| Total | 20218.16 | 25124.02 |

Disclosure with respect to micro and small enterprises as required by the Micro, Small and Medium Enterprises Development Act, 2006 (MSMED Act) has been given in Note 37.

Trade Payables ageing schedule as on 31.03.2026

| Particulars | Unbilled | Not Due | Outstanding for following periods from due date of payment | | | | Total |
|----------------------------|-----------------|-----------------|--|--------------|----------------|------------------|------------------|
| | | | Less than 1 yr. | 1-2 yrs. | 2-3 yrs. | More than 3 yrs. | |
| A | B | C | D | E | F | G | H=B TO G |
| (i) MSME | 744.56 | 1,574.10 | 756.48 | - | - | - | 3,075.15 |
| (ii) Others | 1,005.66 | 2,259.04 | 12,850.75 | 49.95 | (66.02) | 1,043.62 | 17,143.01 |
| (iii) Disputed dues- MSME | - | - | - | - | - | - | - |
| (iv) Disputed dues- Others | - | - | - | - | - | - | - |
| Total | 1,750.23 | 3,833.15 | 13,607.23 | 49.95 | (66.02) | 1,043.62 | 20,218.16 |

Trade Payables ageing schedule as on 31.03.2025

| Particulars | Unbilled | Not Due | Outstanding for following periods from due date of payment | | | | Total |
|----------------------------|----------------|-----------------|--|---------------|---------------|------------------|-----------------|
| | | | Less than 1 yr. | 1-2 yrs. | 2-3 yrs. | More than 3 yrs. | |
| A | B | C | D | E | F | G | H=B TO G |
| (i) MSME | 924.95 | 332.79 | - | - | - | - | 2496.65 |
| (ii) Others | 1177.26 | 17487.23 | 566.85 | 268.75 | 972.91 | - | 22627.37 |
| (iii) Disputed dues- MSME | - | - | - | - | - | - | - |
| (iv) Disputed dues- Others | - | - | - | - | - | - | - |
| Total | 2102.20 | 17820.02 | 566.85 | 268.75 | 972.91 | - | 25124.02 |





NTPC-SAIL POWER COMPANY LTD.

Note No. 33 to the Financial Statements Current liabilities - Other financial liabilities

| | ₹ in Lakhs | |
|--------------------------------------|-----------------|-----------------|
| AS AT | 31.03.2026 | 31.03.2025 |
| Payable to Customers | - | - |
| Payable for capital expenditure | 21889.77 | 19390.15 |
| Other payables | - | - |
| Deposits from contractors and others | 3716.60 | 2502.53 |
| Payable to Employees | 1303.52 | 3600.69 |
| Others * | 3377.02 | 665.44 |
| Total | 30286.91 | 26158.81 |

There has been no default in repayment of any of the loans or interest thereon as at the end of the year.

* Includes interest amount ₹445.78 lakhs (Previous Year ₹ 395.14 lakhs) accrued but not due on domestic borrowings.





NTPC-SAIL POWER COMPANY LTD.

Note No. 34 to the Financial Statements Current liabilities - Other current liabilities

| AS AT | ₹ in Lakhs | |
|------------------------------------|-----------------|----------------|
| | 31.03.2026 | 31.03.2025 |
| Advances from customers and others | 8535.47 | 2873.94 |
| Statutory dues | 683.74 | 828.51 |
| Payable to Employees* | 280.64 | 332.75 |
| Payable for capital expenditure* | 1080.54 | 727.14 |
| Others* | 0.90 | 0.22 |
| Total | 10581.29 | 4762.56 |

*Figures regrouped/rearranged





NTPC-SAIL POWER COMPANY LTD.

Note No. 35 to the Financial Statements Current liabilities - Provisions

| AS AT | 31.03.2026 | 31.03.2025 |
|----------------------|---------------|----------------|
| Provision for | | |
| Employee benefits | 987.15 | 6576.12 |
| Tariff adjustment | - | - |
| Total | 987.15 | 6576.12 |

- a) Disclosures required by Ind AS 19 'Employee Benefits' is made in Note 50.
b) Disclosure required by Ind AS 37 'Provisions, Contingent Liabilities and Contingent Assets' is made in Note 55.





NTPC-SAIL POWER COMPANY LTD.

Note No. 36 to the Financial Statements
Current liabilities - current tax liabilities (net)

| AS AT | ₹ in Lakhs | |
|-------------------------|------------|------------|
| | 31.03.2026 | 31.03.2025 |
| Current tax liabilities | - | - |
| Total | - | - |





NTPC-SAIL POWER COMPANY LTD.

Note No. 37 to the Financial Statements

Payables- micro and small enterprises

| | ₹ in Lakhs | |
|---|----------------|----------------|
| AS AT | 31.03.2026 | 31.03.2025 |
| (a) Amount Remaining Unpaid to micro, small and medium enterprise at the end of accounting period | | |
| Principal amount | 4518.02 | 3605.89 |
| Interest due thereon | - | - |
| b) the amount of interest paid by the buyer in terms of section 16 of the Micro, Small and Medium Enterprises Development Act, 2006 (27 of 2006), along with the amount of the payment made to the supplier beyond the appointed day . | - | - |
| c) the amount of interest due and payable for the period of delay in making payment (which has been paid but beyond the appointed day during the year) but without adding the interest specified under the Micro, Small and Medium Enterprises Development Act, 2006. | - | - |
| d) Amount of interest accrued and remaining unpaid | - | - |
| e) the amount of further interest remaining due and payable even in the succeeding years, until such date when the interest dues above are actually paid to the small enterprise, for the purpose of disallowance of a deductible expenditure under section 23 of the Micro, Small and Medium Enterprises Development Act, 2006 | - | - |
| Total | 4518.02 | 3605.89 |





NTPC-SAIL POWER COMPANY LTD.

Note No. 38 to the Financial Statements Contingent Liability

| AS AT | ₹ in Lakhs | |
|---|-----------------|-----------------|
| | 31.03.2026 | 31.03.2025 |
| Claims against the company not acknowledged as debt in respect of | | |
| Capital Works | 1800.58 | 2807.93 |
| Disputed Income Tax | 1425.06 | 1362.42 |
| Disputed Service Tax/GST demand | 12308.20 | 12051.72 |
| NGT Liability for Short Fall in Ash Utilization | - | - |
| Grade Slippage Dispute With SECL | - | - |
| Grade Upgradation dispute with SECL | - | - |
| Dispute With DNH for Fixed Charges | - | - |
| Others | 6792.68 | 6861.66 |
| Total | 22326.52 | 23083.73 |

The contingent liabilities referred to in above, include an amount of estimated possible reimbursement of (i) Capital Works of ₹ 1800.58 Lakhs (31 March 2025: ₹ 2807.93 Lakhs), in respect of (ii) Disputed Tax of ₹ 2218.93 Lakhs (31 March 2025: ₹ 2406.71 Lakhs) (iii) the possible reimbursement by way of recovery through tariff as per CERC Regulations is ₹ 6362.17 Lakhs (31 March 2025: ₹ 6362.17 Lakhs) and (iv) possible reimbursement of others of ₹ 61.99 Lakhs (31 March 2025: ₹ 151.18 Lakhs)

Further Details in Respect of Contingent Liabilities are given in Note No.62






NTPC-SAIL POWER COMPANY LTD.

Note No. 39 to the Financial Statements Revenue from operations

| | | ₹ in Lakhs | |
|---|--------|------------------|------------------|
| FOR THE YEAR ENDED | | 31.03.2026 | 31.03.2025 |
| Energy sales* | | 218940.33 | 217582.28 |
| Electricity Duty ** | | 34231.13 | 24807.92 |
| Income Tax / Deferred Tax Billed | | - | - |
| Fuel Cost for CPP units | | 104515.88 | 118552.17 |
| | | 357687.34 | 360942.37 |
| Less: Rebates to customers | | 1649.43 | 1218.27 |
| | | 356037.91 | 359724.10 |
| Sale of fly ash/ash products | 343.53 | | 361.69 |
| Less: Transferred to fly ash utilisation reserve fund (Note 22) | 343.53 | | 361.69 |
| | | - | - |
| Energy internally consumed | | 58.77 | 36.99 |
| Other operating revenues | | | |
| Interest income on Assets under finance lease | | 47558.17 | 47221.49 |
| Provisions for stores written back | | 0.01 | - |
| Total | | 403654.86 | 406982.58 |

*Keeping in view the provisions of Ind AS-116 on 'Leases' w.r.t. determining whether an arrangement contains a lease, the company has ascertained that the PPA entered into for PP-II units viz., Rourkela (including Rourkela PP II Expansion), Durgapur (PP II & PP III) & Bhilai & Bhilai floating Solar with the beneficiary falls under the definition of finance lease. Accordingly, the written down value of the specified assets as per Purchase Power agreement (PPA) has been derecognized from PPE and accounted as Finance Lease Receivable (FLR). Recovery of capacity charges towards depreciation, interest on loan, return on equity & Incentive(pre-tax) components from the beneficiary are adjusted against FLR. The interest component of the FLR in respect of the above four elements is recognised as 'Interest income on Assets under finance lease'.

**The electricity duty in case of Rourkela (PP - II & PPII expansion) unit is being deposited by SAIL. The amount of electricity duty mentioned above includes ₹ 10641.7016 lakhs (Previous year ₹ 10712.45 lakhs) in respect of Rourkela unit. In case of Durgapur (PP II & PP III) and Bhilai (PP II & PP III) Unit, it is deposited by NSPCL.





NTPC-SAIL POWER COMPANY LTD.

Note No. 40 to the Financial Statements Other income

| | ₹ in Lakhs | |
|---|----------------|----------------|
| FOR THE YEAR ENDED | 31.03.2026 | 31.03.2025 |
| Interest income from | | |
| Loan to employees | 294.91 | 263.15 |
| Deposits with banks | 65.16 | 1.43 |
| Fly ash utilisation fund | - | - |
| Less: Transferred to fly ash utilisation reserve fund (Note 22) | - | - |
| Surcharge from Customer | - | 536.95 |
| Other non-operating income | | |
| Sale of scrap | 563.74 | 359.69 |
| Miscellaneous income * | 239.39 | 135.67 |
| Profit on disposal of fixed assets | 1.63 | 1.61 |
| Total | 1164.83 | 1298.50 |

* Miscellaneous income includes income from township recoveries, emd/ sd forfeited , hire charges vehicle & service bond recovery.





NTPC-SAIL POWER COMPANY LTD.

Note No.41 to the Financial Statements Fuel cost

| FOR THE YEAR ENDED | ₹ in Lakhs | |
|--------------------|------------------|------------------|
| | 31.03.2026 | 31.03.2025 |
| Coal * | 207821.50 | 222777.08 |
| Furnace oil | 77.18 | 376.29 |
| LDO | 1678.39 | 3428.17 |
| HSD | (1.67) | 34.72 |
| Biomass pellets | 3115.36 | 385.37 |
| Total | 212690.76 | 227001.63 |

During the year, NSPCL has received part of its coal requirement from SECL through the existing Coal Supply Agreement (CSA), SCCL through MOU route, from MCL under FSA and from OCPL under MOU. During the current financial year company's Rourkela Power plant, has received part of its coal requirement directly through its FSA with MCL Sambalpur and its MOU with OCPL, while part supplies were made free of cost by SAIL RSP. The Accounting of Total Supplies, i.e, ₹8074.64 Lakhs (Previous Year ₹ 8639.15 Lakhs), received from MCL Sambalpur, ₹ 38800.82 Lakhs (Previous year: ₹ 16133.70 Lakhs) received, from SAIL RSP and received from M/s OCPL, Bhubaneshwar ₹ 6245.19 Lakhs have been made at landed cost to Rourkela

*Coal cost in case of captive plants where coal is being supplied free of cost by SAIL has been taken on provisional basis due to unavailability of final coal price. However, the impact in accounts is revenue neutral.

Direct costs i.e. employee cost, depreciation and repair and maintenance related to the coal handling system has been considered for valuation of coal as "Other fuel Cost".





NTPC-SAIL POWER COMPANY LTD.

Note No. 42 to the Financial Statements

Employee benefits expense

| | ₹ in Lakhs | |
|---|-----------------|-----------------|
| FOR THE YEAR ENDED | 31.03.2026 | 31.03.2025 |
| Salaries and wages * | 19559.95 | 18781.28 |
| Contribution to provident and other funds | 3512.79 | 3054.93 |
| Unwinding of deferred payroll expense | 133.38 | 116.77 |
| Staff welfare expenses | 3806.93 | 3148.53 |
| | 27013.05 | 25101.51 |
| Less: Allocated to fuel cost | 1307.55 | 929.68 |
| Transferred to expenditure during construction period (Note 46) | 389.79 | 308.98 |
| Total | 25315.71 | 23862.85 |

a) Disclosures as per Ind AS 19 in respect of provision made towards various employee benefits are made in Note 50.

*b) Includes ₹ 7.55 lakhs (Previous year: ₹ 13.58 lakhs) towards lease payments (net of recoveries) in respect of premises for residential use of employees.





NTPC-SAIL POWER COMPANY LTD.

Note No. 43 to the Financial Statements

Finance costs

| | ₹ in Lakhs | |
|--|-----------------|-----------------|
| FOR THE YEAR ENDED | 31.03.2026 | 31.03.2025 |
| Interest on | | |
| Rupee term loans | 9946.59 | 10415.41 |
| Cash credit | 2586.00 | 2897.45 |
| Others | - | - |
| Unwinding of discount on account of vendor liabilities | 55.26 | 57.78 |
| | 12587.85 | 13370.64 |
| Other borrowing costs | 22.33 | 21.43 |
| Guarantee fee | - | - |
| Commitment charges | - | 2.30 |
| Finance cost for leased land | 171.61 | 178.52 |
| Sub total | 12781.79 | 13572.89 |
| Less : Transferred to expenditure during construction period (Note 46) | 1418.32 | 1364.84 |
| Total | 11363.47 | 12208.05 |

Other borrowing costs - Others include Finance Charges on Bank/LC Charges.





NTPC-SAIL POWER COMPANY LTD.

Note No. 44 to the Financial Statements

Depreciation, amortization and impairment expense

| | ₹ in Lakhs | |
|---|-----------------------|-----------------------|
| FOR THE YEAR ENDED | 31.03.2026 | 31.03.2025 |
| On property plant and equipment | 8827.22 | 8411.11 |
| On intangible assets | 28.73 | 12.85 |
| | <u>8855.95</u> | <u>8423.96</u> |
| Less: Allocated to fuel cost | 315.19 | 281.70 |
| Transferred to expenditure during construction period (Note 46) | - | - |
| Total | <u>8540.76</u> | <u>8142.26</u> |

Depreciation of PP-II Units, Bhilai Floating solar, Rourkela PP-II Expansion and Durgapur PP III include depreciation of assets discarded during the year.





NTPC-SAIL POWER COMPANY LTD.

Note No. 45 to the Financial Statements Other expenses

| FOR THE YEAR ENDED | 31.03.2026 | 31.03.2025 |
|--|-----------------|-----------------|
| | ₹ in Lakhs | |
| Power charges | 147.21 | 127.30 |
| Less: Recovered from contractors & employees | 24.51 | 24.98 |
| | 122.70 | 102.32 |
| Water charges | 5485.79 | 5483.32 |
| Stores consumed | 912.40 | 837.41 |
| Rent | 45.53 | 45.53 |
| Less: Recoveries | - | - |
| | 45.53 | 45.53 |
| Repairs & maintenance | | |
| Buildings | 528.50 | 447.62 |
| Plant & machinery | 18543.75 | 16040.70 |
| Others | 4557.17 | 3981.17 |
| Insurance | 669.17 | 691.29 |
| Brokerage and commission | 16.96 | 11.64 |
| Rates and taxes | 694.40 | 635.80 |
| Water cess & environment protection cess | 25.00 | 22.86 |
| Training & recruitment expenses | 303.49 | 213.64 |
| Less: Receipts | 0.63 | 8.32 |
| | 302.86 | 205.32 |
| Communication expenses | 307.18 | 171.03 |
| Travelling expenses | 1151.59 | 921.44 |
| Tender expenses | 1.87 | 2.57 |
| Less: Receipt from sale of tenders | 1.67 | 0.67 |
| | 0.20 | 1.90 |
| Payment to auditors | 27.91 | 21.71 |
| Advertisement and publicity | 55.67 | 39.68 |
| Electricity Duty & Parallel operation charges | 36163.72 | 35231.59 |
| Security expenses | 5126.35 | 5156.05 |
| Entertainment expenses | 324.26 | 167.03 |
| Expenses for guest house | 235.71 | 165.63 |
| Less: Recoveries | 0.36 | 0.52 |
| | 235.35 | 165.11 |
| Education expenses | 0.50 | 0.61 |
| Ash utilisation & marketing expenses | 6238.85 | 5521.02 |
| Professional charges and consultancy fee | 753.76 | 718.07 |
| Legal expenses | 52.47 | 76.12 |
| EDP hire and other charges | 434.10 | 491.20 |
| Printing and stationery | 21.26 | 28.96 |
| Hiring of vehicles | 478.28 | 444.07 |
| Horticulture expenses | 286.65 | 211.92 |
| Hire charges of construction equipments | - | - |
| Loss on disposal of fixed assets (Net)/Write-off of fixed assets | 99.74 | 185.48 |
| Survey and investigation expenses written off | 131.70 | 153.10 |
| Miscellaneous expenses | 112.22 | 75.27 |
| | 83905.99 | 78286.34 |
| Less: Allocated to fuel cost | 3701.28 | 1798.46 |





NTPC-SAIL POWER COMPANY LTD.

Note No. 45 to the Financial Statements Other expenses

| | | ₹ in Lakhs | |
|---|--|-------------------|-------------------|
| FOR THE YEAR ENDED | | 31.03.2026 | 31.03.2025 |
| Discounting of Long Term Liability | | 37.19 | 74.26 |
| Transferred to fly ash utilisation reserve fund (Note 22) | | 343.53 | 361.69 |
| Transferred to expenditure during construction period (Note 46) | | 43.23 | 173.16 |
| | | 79780.76 | 75878.77 |
| Corporate Social Responsibility (CSR) expense | | 1123.66 | 975.18 |
| Provisions for | | | |
| Obsolescence in stores | | - | 4.34 |
| Tariff adjustments | | - | - |
| Interest on refund to customers | | - | - |
| Bad and Doubtful debts/ Beneficiary claims/Others | | 0.57 | - |
| Shortage in stores | | - | - |
| Arbitration case | | - | - |
| Others | | - | - |
| Total | | 8.23 | 1.78 |
| | | 80913.22 | 76860.07 |

Details in respect of payment to auditors as Auditors

| | | | |
|------------------------------------|--|--------------|--------------|
| Audit Fee | | | |
| Tax Audit Fee | | 17.69 | 15.75 |
| In Other Capacity | | 4.10 | 3.96 |
| Other services (certification fee) | | - | - |
| Reimbursement of expenses & Others | | 1.44 | 2.00 |
| Total | | 4.68 | - |
| | | 27.91 | 21.71 |

* Input Tax Credit in respect of auditor fee claimed by company, the amount is not charged to expenditure.





NTPC-SAIL POWER COMPANY LTD.

Note No. 46 to the Financial Statements Expenditure during construction period (net)

| | ₹ in Lakhs | |
|---|----------------|----------------|
| FOR THE YEAR ENDED | 31.03.2026 | 31.03.2025 |
| A. Employee benefits expense | | |
| Salaries and wages | 389.79 | 308.98 |
| Contribution to provident and other funds | - | - |
| Unwinding of deferred payroll expenses | - | - |
| Staff welfare expenses | - | - |
| Total (A) (Note 42) | 389.79 | 308.98 |
| B. Finance costs | | |
| Interest on Rupee term loans | 1418.32 | 1364.83 |
| Others | - | - |
| Total (B) (Note 43) | 1418.32 | 1364.83 |
| C. Depreciation and amortisation (Note 44) | - | - |
| D. Generation, administration & other expenses | | |
| Power charges | - | - |
| Water charges | - | - |
| Repair & maintenance | - | - |
| Insurance | - | - |
| Brokerage and commission | - | - |
| Rates and taxes | - | 2.36 |
| Communication expenses | - | - |
| Travelling expenses | - | - |
| Tender expenses | - | - |
| Advertisement & publicity | - | - |
| Entertainment expenses | - | - |
| Professional charges & consultancy fee | 34.09 | 164.14 |
| Printing and stationery | - | - |
| Miscellaneous expenses | 9.14 | 6.66 |
| Total (D) (Note 45) | 43.23 | 173.16 |
| E. Less: Other income | | |
| Interest on term deposit | - | - |
| Interest on employee loan | - | - |
| Miscellaneous income | - | - |
| Total (E) (Note 40) | - | - |
| Grand total (A+B+C+D-E) * | 1851.34 | 1846.97 |

* Carried to capital work-in progress - (Note 3 & 5)





NTPC-SAIL POWER COMPANY LTD.

47. Disclosure as per Ind AS 1 " Presentation of Financial Statements'

A) Changes in material accounting policy information (Note 1) :

a) Following is added to the the accounting policy no. C 1.5 Depreciation/Amortisation

The useful life of PP-II assets, being captive in nature, is restricted to the term of the relevant agreement/commitment and may be extended, subject to technical assessment, in line with any extension of such agreement/commitment





NTPC-SAIL POWER COMPANY LTD.

48. Disclosure as per Ind AS 2 " Inventories'

(a) Amount of inventories consumed and recognized as expense during the year is as under:

₹ in Lakhs

| Particulars | For the year ended 31 March 2026 | For the year ended 31 March 2025 |
|-------------|-------------------------------------|-------------------------------------|
| Fuel Cost* | 108,174.88 | 108,449.46 |
| Others | 24,541.83 | 21,306.89 |

*Excludes free issue of coal by SAIL

& Includes imported materials consumed during the year ended 31 March 2026 amounting to ₹ 133.33 lakhs (31 March 2025: ₹ 12,307.31 lakhs).

(b) Carrying value of inventories as at :

₹ in Lakhs

| Particulars | 31.03.2026 | 31.03.2025 |
|------------------------|------------|------------|
| Coal | 11,212.21 | 8,276.77 |
| Fuel oil | 2,199.77 | 1,832.81 |
| Stores & spares | 17,087.48 | 14,258.31 |
| Chemical & consumables | 562.25 | 400.03 |
| Loose tools | 37.78 | 31.19 |
| Others | 2,387.60 | 2,040.22 |
| Less: provisions | 34.49 | 34.51 |
| Total | 33,452.60 | 26,804.82 |

Carrying amount of inventories pledged as security for borrowings as at 31st March 2026 is ₹ 33,452.60 Lakhs (31 March 2025: 26,804.82 Lakhs)

Cost formula used to measure the inventory at year end is weighted average.





NTPC-SAIL POWER COMPANY LTD.

49. Disclosure as per Indian Accounting Standard - 12 on 'Income taxes'

FOR THE PERIOD ENDED ₹ in Lakhs
31.03.2026 31.03.2025

(A) Income Tax Expense

i) Income tax recognised in statement of profit and loss

| | 31.03.2026 | 31.03.2025 |
|--|-------------------|------------------|
| Current tax expense | | |
| Current year | 11,532.32 | 10,542.90 |
| Adjustment for prior periods (Written Back)/ Created | - | - |
| | <u>11,532.32</u> | <u>10,542.90</u> |
| Deferred tax expense | | |
| Origination and reversal of temporary differences | (8,526.97) | 4,519.73 |
| MAT Credit Entitlement | 6,141.04 | 5,790.81 |
| | <u>(2,385.93)</u> | <u>10,310.54</u> |
| Total Income tax recognised in statement of profit and loss | <u>9,146.39</u> | <u>20,853.44</u> |

ii) Income tax recognised in other comprehensive income

| For the period ended | 31.03.2026 | | | 31.03.2025 | | |
|--|--------------|---------------------------|--------------|-----------------|---------------------------|-----------------|
| | Before tax | Tax expense/ (benefit) | Net of tax | Before tax | Tax expense/ (benefit) | Net of tax |
| - Net actuarial gains/(losses) on defined benefit plans | 10.98 | - | 10.98 | (355.83) | - | (355.83) |
| - Net gains/(losses) on fair value of equity instruments measured through other comprehensive income | - | - | - | - | - | - |
| | <u>10.98</u> | <u>-</u> | <u>10.98</u> | <u>(355.83)</u> | <u>-</u> | <u>(355.83)</u> |

(iii) Reconciliation of tax expense and the accounting profit multiplied by India's domestic tax rate

| For the period ended | 31.03.2026 | 31.03.2025 |
|---|------------------|------------------|
| Profit before tax | 65,995.78 | 60,206.22 |
| Tax using the Company's domestic tax rate of 17.472% (31 March 2025- 17.472%) | 11,532.32 | 10,542.90 |
| Tax effect of: | | |
| Non-deductible tax expenses | - | - |
| Others | - | - |
| Prior Period | - | - |
| Deferred Tax (Asset)/Liability | 4,218.93 | 4,519.73 |
| MAT Credit Entitlement | 6,141.04 | 5,790.81 |
| | <u>21,892.29</u> | <u>20,853.44</u> |
| | <u>33.17</u> | <u>34.64</u> |
| Less: Impact due to change in Income Tax Rate from 30% to 22% | 12,745.90 | - |
| | <u>9,146.39</u> | <u>20,853.44</u> |
| At the effective income tax rate of 13.86 % (31 March 2025: 34.64%) | <u>13.86</u> | <u>34.64</u> |

(B) MAT Credit available* to the Company in future:

| AS AT | 31.03.2026 | Expiry date | 31.03.2025 | Expiry date |
|------------------------|------------|-------------|------------|-------------|
| Financial years | | | | |
| For the year 2025-26 | | | | |
| For the year 2024-25 | | | (5,790.81) | 31.03.2039 |
| For the year 2023-24 | 1,385.69 | 31.03.2039 | 1,385.69 | 31.03.2039 |
| For the year 2022-23 | 5,200.33 | 31.03.2038 | 5,200.33 | 31.03.2038 |
| For the year 2021-22 | 5,847.12 | 31.03.2037 | 6,067.25 | 31.03.2037 |
| For the year 2020-21 | 3,699.93 | 31.03.2036 | 3,699.93 | 31.03.2036 |
| For the year 2019-20 | 3,775.61 | 31.03.2035 | 3,775.61 | 31.03.2035 |
| For the year 2018-19 | 3,644.81 | 31.03.2034 | 3,644.81 | 31.03.2034 |
| For the year 2017-18 | 3,927.85 | 31.03.2033 | 3,927.85 | 31.03.2033 |
| For the year 2016-17 | 2,837.74 | 31.03.2032 | 2,837.74 | 31.03.2032 |
| For the year 2015-16 | 4,669.74 | 31.03.2031 | 4,669.74 | 31.03.2031 |
| For the year 2014-15 | 1,146.03 | 31.03.2030 | 1,146.03 | 31.03.2030 |
| For the year 2012-13 | 5,370.28 | 31.03.2028 | 7,272.69 | 31.03.2028 |
| For the year 2011-12 | | 31.03.2027 | 6,252.53 | 31.03.2027 |
| For the year 2010-11 | | 31.03.2026 | 3,776.91 | 31.03.2026 |

The company has opted for Section 80 IA tax benefit from financial year 2014-15 to 2023-24 in respect of Bhilai PP-III unit commissioned in financial year 2009-10. As a result of the said tax benefit, the entire taxable profit generated from PP-III was exempted from payment of Income Tax and Company was liable to compute & pay its taxes under MAT provisions for the period upto 31.03.2024. From F.Y. 2024-25, Company is recognising tax liability as per Normal Tax rate and utilizing the MAT Credit available as per the Income Tax Act to discharge the tax liability

(C) There are no unused tax losses to be carried forward as on 31 March 2026 and 31 March 2025




49 A. Disclosure as per Indian Accounting Standard - 12 on 'Income taxes' Appendix "C"
Possible Impact on Taxable Profit/ Tax Bases / Unused Tax Credits as on 31st March 2026

| FINANCIAL YEAR | Subjudice Authority | Amount in dispute (₹ Lakhs) | Possible Impact (₹ Lakhs) | Matter | Remarks, if any |
|----------------|---------------------|-----------------------------|---------------------------|--|--|
| 2008-09* | High Court | 1,538.00 Interest | 522.00 903.06 | Disallowance of deduction of Interest Earned on Temporary deposit of Construction Fund from Project Cost | Decided by Income Tax Appellate Tribunal in Company Favour |

Possible impact

* Disclosed in Contingent Liability





NTPC-SAIL POWER COMPANY LTD.

50. Disclosures as per Ind AS 19 on "Employee Benefits"

(I) In respect of NSPCL own employees, the various defined employee benefit schemes are as under :

(i) Defined Contribution Plans:

Pension

The defined contribution pension scheme of the Company for its own employees which is effective from 1st January 2007, is administered through a separate trust. The obligation of the Company is to contribute to the trust to the extent of amount not exceeding 30% of basic pay and dearness allowance less employer's contribution towards provident fund, gratuity, post retirement medical facility (PRMF) or any other retirement benefits. The Company's contribution towards pension is made to National Pension System Trust (NPS) for the employees opted for the scheme. An amount of ₹ 1026.92 lakhs (31 March 2025 : ₹ 735.71 lakhs) for the year is recognized as expense towards contributions to the defined contribution pension scheme of the Company/NPS for the year and charged to the statement of profit and loss.

(ii) Defined Benefit Plan:

A. Provident Fund

The Company pays fixed contribution to provident fund at pre-determined rate, for its own employees to a separate trust namely NSPCL Employees Provident Fund Trust, which invests the funds in permitted securities. Contribution to family pension scheme is paid to the appropriate authorities. The contribution of ₹ 1,106.52 lakhs made to the trust for the year 2025-26 (31 March 2025: ₹ 1020.78 lakhs) is charged to the statement of Profit and Loss. The Company has an obligation to ensure minimum rate of return as notified by the EPFO to the members as per the terms of deed of NSPCL employees' provident fund trust. Accordingly, the company has obtained report of the actuary, based on which overall interest earnings and cumulative surplus is more than the statutory interest payment requirement for all the periods presented.

The above mentioned schemes is funded by NSPCL and its employees.

FOR THE PERIOD ENDED

Provident Fund

Present value of obligation as at year end

Fair value of plan assets as at year end

Surplus/(Deficit)

| | ₹ in Lakhs | |
|--|------------|------------|
| | 31.03.2026 | 31.03.2025 |
| Present value of obligation as at year end | 33,717.73 | 30,562.69 |
| Fair value of plan assets as at year end | 33,725.35 | 30,568.32 |
| Surplus/(Deficit) | 7.62 | 5.63 |

B. Gratuity

a) The Company has a defined benefit gratuity plan. Every employee including non executive absorbed from SAIL, who have rendered continuous service of five years or more is entitled to gratuity at 15 days salary (15/26 X (last drawn basic salary plus dearness allowance)) for each completed year of service subject to a maximum of ₹ 25 lakhs on superannuation, resignation, termination, disablement or on death, considering the provisions of the Payment of Gratuity Act'1972, as amended.

The scheme is funded by the Company and is managed by a separate trust namely NSPCL Employees Gratuity Fund Trust. The liability for the same is recognized on the basis of actuarial valuation and charged to statement of profit and loss.

Based on the actuarial valuation obtained in this respect, the following table sets out the status of the gratuity and the amounts recognised in the Company's financial statements as at balance sheet date:

FOR THE PERIOD ENDED

Net defined benefit (asset)/liability :

Gratuity

Non-current

Current

| | ₹ in Lakhs | |
|-------------|------------|------------|
| | 31.03.2026 | 31.03.2025 |
| Gratuity | 5,052.08 | 4,641.02 |
| Non-current | 4,651.12 | 4,359.85 |
| Current | 400.96 | 281.17 |

b) Movement in net defined benefit (asset)/liability

FOR THE PERIOD ENDED

Opening balance

Included in statement of profit and loss:

Current service cost

Past service cost

Interest cost (income)

Total amount recognised in statement of profit and loss

| | Defined benefit obligation | | Fair value of plan assets | | Net defined benefit (asset)/ liability | |
|---|----------------------------|------------|---------------------------|------------|--|------------|
| | 31.03.2026 | 31.03.2025 | 31.03.2026 | 31.03.2025 | 31.03.2026 | 31.03.2025 |
| Opening balance | 4,641.03 | 4,253.18 | 4,354.40 | 3,981.10 | 286.63 | 272.08 |
| Included in statement of profit and loss: | | | | | | |
| Current service cost | 268.49 | 255.61 | - | - | 268.49 | 255.61 |
| Past service cost | 317.06 | - | - | - | 317.06 | - |
| Interest cost (income) | 316.05 | 301.98 | 296.53 | 282.66 | 19.52 | 19.32 |
| Total amount recognised in statement of profit and loss | 901.60 | 557.59 | 296.53 | 282.66 | 605.07 | 274.93 |
| Included in OCI: | | | | | | |
| Remeasurement loss (gain): | | | | | | |
| Actuarial loss (gain) arising from: | | | | | | |
| Demographic assumptions | -166.35 | 130.58 | - | - | (166.35) | 130.58 |
| Financial assumptions | -152.25 | (120.56) | - | - | (152.25) | (120.56) |
| Experience adjustment | - | - | 5.83 | (1.68) | (5.83) | 1.68 |
| Return on plan assets excluding interest income | - | - | - | - | - | - |
| Total amount recognised in OCI | (318.60) | 10.02 | 5.83 | (1.68) | (324.43) | 11.70 |
| Others | | | | | | |
| Contributions paid by the employer | - | - | 286.63 | 272.08 | (286.63) | (272.08) |
| Benefits paid | (171.95) | (179.76) | (171.95) | (179.76) | - | - |
| Total | (171.95) | (179.76) | 114.68 | 92.32 | (286.63) | (272.08) |
| Closing balance | 5,052.08 | 4,641.03 | 4,771.44 | 4,354.40 | 280.64 | 286.63 |





NTPC-SAIL POWER COMPANY LTD.

C. Post-Retirement Medical Facility (PRMF)

(a) The Company has Post-Retirement Medical Facility (PRMF), under which the retired employees and their spouses are provided medical facilities in the Company's empanelled hospitals. They can also avail treatment as out-patient subject to a ceiling fixed by the Company. The liability for the same is recognised annually on the basis of actuarial valuation and charged to statement of profit and loss.

Based on the actuarial valuation obtained in this respect, the following table sets out the status of the Post-Retirement Medical Facility (PRMF) and the amounts recognised in the Company's financial statements as at balance sheet date:

| FOR THE PERIOD ENDED | ₹ in Lakhs | |
|---|------------|------------|
| | 31.03.2026 | 31.03.2025 |
| Net defined benefit (asset)/liability : | | |
| Post-Retirement Medical Facility (PRMF) | | |
| Non-current | 4,089.42 | 3,652.52 |
| Current | 142.9 | 202.45 |

(b) Movement in net defined benefit (asset)/liability

| FOR THE PERIOD ENDED | ₹ in Lakhs | | | | | |
|--|----------------------------|-----------------|---------------------------|-----------------|---------------------------------------|-----------------|
| | Defined benefit obligation | | Fair value of plan assets | | Net defined benefit (asset) liability | |
| | 31.03.2026 | 31.03.2025 | 31.03.2026 | 31.03.2025 | 31.03.2026 | 31.03.2025 |
| Opening balance | 3,652.54 | 3,142.89 | 3,209.65 | 2,822.11 | 442.88 | 320.77 |
| Contribution for Employees retired before 01.01.07 | | | | | - | - |
| Included in statement of profit and loss: | | | | | | |
| Current service cost | 182.65 | 128.86 | - | - | 182.65 | 128.86 |
| Past service cost | | | | | | |
| Interest cost (income) | 248.74 | 223.15 | 221.89 | 222.57 | 26.85 | 0.58 |
| Total amount recognised in statement of profit and loss | 431.39 | 352.01 | 221.89 | 222.57 | 209.50 | 129.44 |
| Included in OCI: | | | | | | |
| Remeasurement loss (gain): | | | | | | |
| Actuarial loss (gain) arising from: | | | | | | |
| Demographic assumptions | | | | | | |
| Financial assumptions | -197.7 | 188.27 | - | - | (197.70) | 188.27 |
| Experience adjustment | 329.72 | 151.51 | - | - | 329.72 | 151.51 |
| Return on plan assets excluding interest income | | | | | | |
| Total amount recognised in other comprehensive income | 132.02 | 339.78 | - | - | 132.02 | 339.78 |
| Other | | | | | | |
| Contributions paid by the employee | - | - | - | - | - | - |
| Contributions paid by the employer | - | - | 468.52 | 347.11 | (468.52) | (347.11) |
| Benefits paid | (126.52) | (182.14) | (126.52) | (182.14) | - | - |
| Total | (126.52) | (182.14) | 342.00 | 164.97 | (468.52) | (347.11) |
| Closing balance | 4,089.43 | 3,652.54 | 3,773.54 | 3,209.65 | 315.88 | 442.88 |

D. Other retirement benefit plans

a) Other retirement benefit plans include baggage allowance for settlement at home town for employees and dependents and farewell gift to the superannuating employees.

The scheme above is unfunded and liability for the same is recognised on the basis of actuarial valuation.

Based on the actuarial valuation obtained in this respect, the following table sets out the status of other retirement benefit plans and the amounts recognised in the Company's financial statements as at balance sheet date:

| FOR THE PERIOD ENDED | ₹ in Lakhs | |
|---|------------|------------|
| | 31.03.2026 | 31.03.2025 |
| Net defined benefit (asset)/liability : | | |
| Terminal Benefits | 633.47 | 446.07 |
| Non-current | 601.36 | 433.11 |
| Current | 32.12 | 12.96 |

(b) Movement in net defined benefit (asset)/liability

| FOR THE PERIOD ENDED | ₹ in Lakhs | | | | | |
|--|----------------------------|----------------|---------------------------|------------|---------------------------------------|----------------|
| | Defined benefit obligation | | Fair value of plan assets | | Net defined benefit (asset) liability | |
| | 31.03.2026 | 31.03.2025 | 31.03.2026 | 31.03.2025 | 31.03.2026 | 31.03.2025 |
| Opening balance | 446.07 | 381.61 | - | - | 446.07 | 381.61 |
| Included in profit or loss: | | | | | | |
| Current service cost | 38.66 | 30.99 | - | - | 38.66 | 30.99 |
| Past service cost | | | | | | |
| Interest cost (income) | 30.38 | 27.10 | - | - | 30.38 | 27.10 |
| Total amount recognised in profit or loss | 69.04 | 58.09 | - | - | 69.04 | 58.09 |
| Included in OCI: | | | | | | |
| Remeasurement loss (gain): | | | | | | |
| Actuarial loss (gain) arising from: | | | | | | |
| Demographic assumptions | | | | | | |
| Financial assumptions | 140.63 | 26.56 | - | - | 140.63 | 26.56 |
| Experience adjustment | | | | | | |
| Return on plan assets excluding interest income | | | | | | |
| Total amount recognised in other comprehensive income | 140.63 | 26.56 | - | - | 140.63 | 26.56 |
| Other | | | | | | |
| Contributions paid by the employer | | | | | | |
| Benefits paid | (22.27) | (20.19) | - | - | (22.27) | (20.19) |
| Total | (22.27) | (20.19) | - | - | (22.27) | (20.19) |
| Closing balance | 633.47 | 446.07 | - | - | 633.47 | 446.07 |

OTHER DISCLOSURES

a. Plan assets

Plan assets comprise the following

FOR THE PERIOD ENDED

| | ₹ in Lakhs | | | | | |
|-------------------------------|-----------------|----------|-----------------|-----------------|----------|-----------------|
| | 31.03.2026 | | | 31.03.2025 | | |
| | Quoted | Unquoted | Total | Quoted | Unquoted | Total |
| State government securities | 3,477.87 | - | 3,477.87 | 3,063.18 | - | 3,063.18 |
| Central government securities | 109.64 | - | 109.64 | 109.64 | - | 109.64 |
| Corporate bonds/debentures | 189.41 | - | 189.41 | 189.41 | - | 189.41 |
| Funds managed by insurer | 4,660.84 | - | 4,660.84 | 4,012.97 | - | 4,012.97 |
| Bank balance | 153.71 | - | 153.71 | 55.01 | - | 55.01 |
| Total | 8,591.47 | - | 8,591.47 | 7,430.21 | - | 7,430.21 |





NTPC-SAIL POWER COMPANY LTD.

b. Actuarial assumptions

The following were the principal actuarial assumptions at the reporting date:

| FOR THE PERIOD ENDED | 31.03.2026 | 31.03.2025 |
|--------------------------------|------------|------------|
| Discount rate | 7.15% | 6.81% |
| Expected return on plan assets | | |
| Gratuity | 7.15% | 6.81% |
| PRMF | 7.15% | 6.81% |
| Annual increase in costs | 6.50% | 6.50% |
| Salary escalation rate | 6.50% | 6.50% |

The estimates of future salary increases considered in actuarial valuation, take account of inflation, seniority, promotion and other relevant factors, such as supply and demand in the employment market. Further, the expected return on plan assets is determined considering several applicable factors mainly the composition of plan assets held, assessed risk of asset management and historical returns from plan assets.

c. Sensitivity analysis

Reasonably possible changes at the reporting date to one of the relevant actuarial assumptions, holding other assumptions constant, would have affected the defined benefit obligation by the amounts shown below.

| FOR THE PERIOD ENDED | ₹ in Lakhs | | | |
|--|------------|----------|------------|----------|
| | 31.03.2026 | | 31.03.2025 | |
| | Increase | Decrease | Increase | Decrease |
| Discount rate (0.5% movement) | -568.82 | 615.46 | -544.54 | 586.25 |
| Annual increase in costs (0.5% movement)-For PRMF,Baggage & Farewell | 369.69 | -344.91 | 349.21 | -312.01 |
| Salary escalation rate (0.5% movement)-For Gratuity | 86.39 | -92.32 | 79.70 | -85.61 |

Although the analysis does not take account of the full distribution of cash flows expected under the plan, it does provide an approximation of the sensitivity of the assumptions shown.

The sensitivity analysis above have been determined based on a method that extrapolates the impact on defined benefit obligation as a result of reasonable changes in key assumptions occurring at the end of the reporting period. This analysis may not be representative of the actual change in the defined benefit obligations as it is unlikely that the change in assumptions would occur in isolation of one another as some of the assumptions may be correlated.

d. Risk Exposure

Through its defined benefit plans, the company is exposed to a number of risks, the most significant of which are detailed below:

(i) Asset volatility

The plan liabilities are calculated using a discount rate set with reference to government bond yields; if plan assets under perform this yield, this will create a deficit. Most of the plan asset investments are in fixed income securities with high grades and in government securities. These are subject to interest rate risk and the fund manages interest rate risk with derivatives to minimise risk to an acceptable level. A portion of the funds are invested in equity securities and in alternative investments which have low correlation with equity securities. The company has a risk management strategy where the aggregate amount of risk exposure on a portfolio level is maintained at a fixed range. Any deviations from the range are corrected by rebalancing the portfolio. The company intends to maintain the above investment mix in the continuing years.

(ii) Changes in discount rate

A decrease in discount rate will increase plan liabilities, although this will be partially offset by an increase in the value of the plans' asset holdings.

(iii) Inflation risks

In the pension plans, the pensions in payment are not linked to inflation, so this is a less material risk

(iv) Life expectancy

The pension plan obligations are to provide benefits for the life of the member, so increases in life expectancy will result in an increase in the plans' liabilities. This is particularly significant where inflationary increases result in higher sensitivity to changes in life expectancy.

The company actively monitors how the duration and the expected yield of the investments are matching the expected cash outflows arising from the employee benefit obligations. The company has not changed the processes used to manage its risks from previous periods. Investments are well diversified, such that the failure of any single investment would not have a material impact on the overall level of assets.

e. Expected contributions to the defined benefit plan in future years (Maturity analysis)

| | ₹ in Lakhs | | | | |
|---|------------------|------------------|-------------------|-----------------|-----------------|
| | less than 1 Year | Between 1-2 Year | Between 2-5 Years | Over 5 Years | Total |
| 31 March 2026 | | | | | |
| Gratuity | 400.96 | 518.82 | 714.99 | 3,417.32 | 5,052.09 |
| Post-retirement medical facility (PRMF) | 142.9 | 151.78 | 679.4 | 3,115.35 | 4,089.43 |
| Other retirement benefit plans | 21.86 | 23.16 | 81.99 | 306.46 | 633.47 |
| Total | 565.72 | 693.76 | 1,476.38 | 7,039.13 | 9,774.99 |
| 31 March 2025 | | | | | |
| Gratuity | 281.17 | 312.74 | 746.61 | 3,300.51 | 4,641.03 |
| Post-retirement medical facility (PRMF) | 202.45 | 204.80 | 754.56 | 2,490.71 | 3,652.52 |
| Other retirement benefit plans | 12.96 | 17.26 | 43.39 | 372.46 | 446.07 |
| Total | 496.58 | 534.80 | 1,544.56 | 6,163.68 | 8,739.62 |

Expected contributions to post-employment benefit plans for the year ending 31 March 2026 are ₹ 596.51 Lakhs.

The weighted average duration of the defined benefit plan obligation at the end of the reporting period is 14.44 years (31 March 2025: 14.17 years).

f. Total amount booked under OCI for (ii) A(b), B(b) & D(b) charged to profit & loss account is gain of ₹ 55.08 lakhs (net of taxes) gross gain of ₹ 55.08 lakhs (31 March 2025: loss of ₹ 355.84 lakhs (net of taxes) gross ₹ 355.84 lakhs).

E. Leave

The Company provides for earned leave benefit (including compensated absences) and half-pay leave to the employees of the Company which accrue annually at 30 days and 20 days respectively. Earned leave is en-cashable while in service and on separation upto a maximum of 300 days. Half-pay leaves (HPL) are en-cashable only on separation up to the maximum of 300 days as per company's policy. However, total number of leaves (i.e. EL & HPL combined) that can be encashed on superannuation shall be restricted to 300 days and no commutation of half-pay leave shall be permissible. The scheme is unfunded and liability is recognised on the basis of actuarial valuation. During the year, provision amounting to ₹ 871.26 lakhs (31 March 2025: ₹ 1245.06 lakhs) for the year has been made on the basis of actuarial valuation at the year end and debited to the statement of Profit and Loss.

F. Other Employee Benefits

Provision for long service award amounting to ₹ 166.24 lakhs (31 March 2025: ₹ 143.84 lakhs) and economic rehabilitation scheme amounting to ₹ 31.26 lakhs (31 March 2025: ₹ 37.24 lakhs) for the year have been made on the basis of actuarial valuation at the year end and debited to the statement of Profit and Loss.

(II) In respect of employees of NTPC Ltd on Secondment basis to NSPCL:

In accordance with Significant Accounting Policy No. 12, an amount of ₹ 543.19 lakhs (previous Year ₹ 561.70 lakhs) towards provident fund, Pension, Gratuity, Post retirement medical facilities & other terminal benefits and ₹ 180.53 lakhs (Previous Year ₹ 173.04 lakhs) towards leave, are paid/ payable to the promoter Company, NTPC Ltd and included under, "Employee benefits expense".





NTPC-SAIL POWER COMPANY LTD.

51. Disclosure as per Ind AS 23 'Borrowing Costs'

Borrowing costs capitalized during the year is ₹ 1418.32 Lakhs (31 March 2025: ₹ 1364.84 Lakhs).





NTPC- SAIL Power Company Limited

52. Disclosure as per Indian Accounting Standard(Ind AS) - 24 'Related Party Disclosures'

A) Related parties:

i) Jointly Controlled by Government Entities

NTPC and SAIL with 50% shareholding of each company

ii) Joint Venture & Subsidiary of Promoters Company

Subsidiaries of NTPC:

1. NTPC Vidyut Vyapar Nigam Limited (NVVN)

Joint ventures of NTPC:

1. Utility Powertech Limited, 2. NTPC-GE Power Services Private Limited (Previously NTPC-Alstom Power Services Private Limited). 3. Energy efficiency Services Ltd

B) Key Managerial Personnel (KMP):

| | In Position in NSPCL | |
|--|----------------------|------------|
| | From | To |
| Shri. Diwakar Kaushik, Chief Executive Officer | 07.02.2023 | Till date |
| Shri. Srivatsan Parthasarathy, Chief Financial Officer | 12.12.2024 | 31.05.2025 |
| Shri. Kamalakanta Nayak, Chief Financial Officer | 25.06.2025 | Till date |
| Shri Ashok Kumar Panda*, Director | 20.09.2019 | 26.06.2025 |
| Shri P. K. Sarkar*, Director | 29.01.2021 | 26.06.2025 |
| Mr. M.B. Balakrishnan*, Director | 13.08.2022 | Till date |
| Ms. Rachana Singh Bhal*, Director | 18.11.2023 | Till date |
| Shri. A.K. Manohar* | 18.07.2024 | 31.08.2025 |
| Shri A.K. Jadli*, Chairman | 06.09.2024 | Till date |
| Shri Praveen Nigam*, Director | 02.07.2025 | Till date |
| Shri Rajeev Pandey*, Director | 02.07.2025 | 08.11.2025 |
| Shri S.K. Sinha*, Director | 22.09.2025 | Till date |
| Shri T.K. Krishnakumar*, Director | 19.11.2025 | Till date |
| Ms. Shagun Bajpai, Company Secretary | 21.02.2023 | Till date |

* Non executive directors having authority and responsibility for planning, directing and controlling the activities of the entity are included in KMP.

C) Post Employment Benefit Plans:

1.NSPCL Employees Provident Fund, 2.NSPCL Employees Gratuity Fund, 3.NSPCL Post Retirement Employees Medical Benefit Fund, 4. NSPCL Defined Contribution Pension Trust

D) Entities under the control of the same government:

The Company is a Joint Venture of Central Public Sector Undertaking (CPSU) in which majority of shares are held by Central Government. The Company has transactions with other Government related entities, which significantly includes but not limited to purchase of fuel (coal, gas)/oil products, purchase of equipment, spares, receipt of erection, maintenance and other services, rendering consultancy and other services. Transactions with these parties are carried out at market terms and on terms comparable to those with other entities that are not Government-related generally through a transparent price discovery process against open tenders. In few cases of procurement of spares/services from Original Equipment Manufacturer (OEM) for proprietary items/or on single tender basis are resorted to due to urgency, compatibility and similar reasons which are also carried out through a process of negotiation with prices benchmarked against available price data of such items.





NTPC- SAIL Power Company Limited

E) Transactions with the related parties are as follows:

₹ in Lakhs

| Promoter Companies & Subsidiaries and Joint Venture of Promoter Companies as per A (i) & (ii) | Subsidiaries | | Joint Venture Companies | | | | Promoter Companies | | | | | |
|---|--------------|---------|-------------------------|---------|---------|---------|--|---------|-----------|-----------|------------|------------|
| | NVVN | | UPL | | EESL | | NTPC-GE Power Services Private Limited | | NTPC | | SAIL | |
| | 2025-26 | 2024-25 | 2025-26 | 2024-25 | 2025-26 | 2024-25 | 2025-26 | 2024-25 | 2025-26 | 2024-25 | 2025-26 | 2024-25 |
| Particulars | | | | | | | | | | | | |
| Transactions during the year | | | | | | | | | | | | |
| works/services for services received by the Company | - | 3.80 | - | 23.27 | - | - | - | 14.70 | 522.74 | 454.75 | - | - |
| works/services for services provided by the Company | - | - | - | - | - | - | - | - | - | - | - | - |
| Purchases or Sales of Goods | - | - | - | - | - | - | - | - | 26,452.25 | 29,972.24 | 584.46 | 425.38 |
| Sales of Energy/ Others as per Ind AS 116 | 255.56 | 252.24 | - | - | - | - | - | - | - | - | 252,197.75 | 327,125.83 |
| Others | - | - | - | - | - | - | - | - | - | - | 15,850.24 | 41,572.72 |
| Dividend paid | - | - | - | - | - | - | - | - | 17,500.00 | 15,750.00 | 17,300.00 | 15,750.00 |

F) Compensation to Key Managerial Personnel as per (B) above

₹ in Lakhs

| Details | 2025-26 | 2024-25 |
|---|---------------|---------------|
| Short term employee benefits | 291.87 | 281.16 |
| Post employment benefits | 3.79 | 2.84 |
| Other long term benefits | 20.48 | 15.14 |
| Termination benefits | - | - |
| Share based payments | - | - |
| Total Compensation to Key management personnel | 316.15 | 299.14 |
| Outstanding loan Balance | Nil | Nil |

G) Transactions with Post Employment Benefit Plans as per (C) above

₹ in Lakhs

| Details | 2025-26 | 2024-25 |
|--|----------|----------|
| Contributions made during the year | | |
| NSPCL Employees Provident Fund Trust | 2,501.75 | 3,472.05 |
| NSPCL Employees Gratuity Fund Trust | 286.68 | 333.21 |
| NSPCL Defined Contribution Pension Trust | 93.73 | 906.95 |
| NSPCL Employees Post Retirement Medical Benefit Fund | 275.01 | 282.12 |
| Other Transaction with Trust (Payment) | | |
| NSPCL Employees Provident Fund Trust | - | - |
| NSPCL Employees Gratuity Fund Trust | - | 200.16 |
| NSPCL Defined Contribution Pension Trust | - | - |
| NSPCL Employees Post Retirement Medical Benefit Fund | - | 175.35 |
| Other Transaction with Trust (Receipt) | | |
| NSPCL Employees Provident Fund Trust | - | - |
| NSPCL Employees Gratuity Fund Trust | - | - |
| NSPCL Defined Contribution Pension Trust | - | - |
| NSPCL Employees Post Retirement Medical Benefit Fund | 0.00 | 175.35 |

H) Outstanding balances with related parties are as follows:

₹ in Lakhs

| Amount Recoverable | March 31st, 2026 | March 31st, 2025 |
|--|------------------|------------------|
| NTPC | - | - |
| SAIL | 33,023.35 | 18,024.55 |
| NVVN (CUSTOMERS) | 22.40 | - |
| NSPCL Employees Provident Fund Trust | 24.39 | - |
| NSPCL Defined Contribution Pension Trust | - | 107.21 |
| NTPC-Consultancy Wing | - | 2.32 |
| Total : Amount Recoverable | 33,070.14 | 18,134.08 |
| Amount Payable | | |
| NTPC | 6,295.11 | 12,437.30 |
| SAIL | 8,709.01 | 486.32 |
| NSPCL Employees Gratuity Fund | 280.64 | 333.21 |
| NSPCL Defined Contribution Pension Trust | - | - |
| NSPCL Post Retirement Employees Medical Benefit Fund | 233.00 | 175.35 |
| UTILITY POWERTECH LIMITED | 5.00 | 15.29 |
| NTPC - CONSULTANCY WING | 8.69 | - |
| Total : Amount Payable | 15,531.45 | 13,447.47 |

I) Terms and conditions of transactions with the related parties

- Transactions with the related parties are made on normal commercial terms and conditions and at market rates
- Consultancy services provided by the Promoters are generally on nomination basis at the terms, conditions and principles applicable for consultancy services provided to other parties.
- Outstanding balances at the year-end are unsecured and interest free and settlement occurs through banking transactions





NTPC-SAIL POWER COMPANY LTD.

53. Disclosure as per Ind AS 33 on 'Earnings per Share'

| FOR THE PERIOD ENDED | 31.03.2026 | 31.03.2025 |
|---|-------------|-------------|
| Basic and diluted earnings per share (₹) | | |
| From operations | 5.80 | 4.01 |
| | 5.80 | 4.01 |
| Nominal value per share (₹) | 10.00 | 10.00 |

| FOR THE PERIOD ENDED | 31.03.2026 | 31.03.2025 |
|---|------------------|------------------|
| Profit attributable to equity shareholders | | |
| From operations | 56,849.37 | 39,352.78 |
| Total | 56,849.37 | 39,352.78 |

₹ in Lakhs

| FOR THE PERIOD ENDED | 31.03.2026 | 31.03.2025 |
|---|-----------------------|-----------------------|
| Weighted average number of equity shares | | |
| Opening balance of issued equity shares | 980,500,100.00 | 980,500,100.00 |
| Effect of shares issued during the year, if any | - | - |
| Weighted average number of equity shares for Basic and Diluted EPS | 980,500,100.00 | 980,500,100.00 |





NTPC-SAIL Power Company Limited

54. Disclosure as per Ind AS 36 on Impairment of Assets

Analysis of Bhilai PP-III as Cash Generating Unit (CGU) - The actual date of commercial operation of the generating station Unit-I was 22.4.2009 and for Unit-II was 21.10.2009. As per CERC regulation Useful life of Coal based generating station is taken as 25 years. Tariff is based on the capital cost incurred for a specific power plant and primarily comprises two components: fixed charge & variable charge.

Fixed Charges includes Return on Equity which at present is 15.50%, subject to grossing up at applicable tax rate. Incentive as per CERC regulations for the period F.Y. 2024-29 is payable, if Normal annual PLF exceeds 85%. Cost of project is recovered through depreciation which is allowed upto 90% of the admitted capital cost, the Company is also recovering through fixed charges, cost of working capital and operating and maintenance expenses, Interest on Loan and cost of fuel is primarily recovered as variable charges.

As per the tariff allowed by CERC in respect of Bhilai PP-III, the project cost is being recovered through Return on Equity and Interest on Loan. Further depreciation is allowed upto 90% of the Capital Cost. Hence the recoverable amount of Bhilai PP-III as per above tariff is greater than the carrying amount of Bhilai PP-III in the books of Accounts.

Analysis of PP-IIs (including Durgapur PP III) as CGU – As per Ind AS 116, the PP-II - (Rourkela, Bhilai, Durgapur), Rourkela PP-II Expansion, Durgapur PP III & Bhilai Floating Solar specified fixed assets as per PPA are transferred in books of SAIL and Finance Lease Recoverable (FLR) is recognized in books of NSPCL. The FLR is amortized based on the life of Power Purchase Agreement on the basis of recovery of fixed charges comprising of ROE, Incentive, Interest on Loan and Depreciation.

Thus based on above analysis of Bhilai PP-III & PP-IIs (including Durgapur PP III) as CGU and also considering external and internal indicators of impairments, there are no such indicators as per Ind AS 36 which suggests impairment of assets as on 31.03.2026. Hence the assets are carried out at their existing value.





NTPC-SAIL Power Company Limited

55. Disclosure as per Ind AS 37 on 'Provisions, Contingent Liabilities and Contingent Assets'

Movements in provisions:

₹ in Lakhs

| Particulars | Provision for tariff adjustment | | Others | | Total | |
|--|---------------------------------|------------|------------|------------|------------|------------|
| | 31.03.2026 | 31.03.2025 | 31.03.2026 | 31.03.2025 | 31.03.2026 | 31.03.2025 |
| Carrying amount at the beginning of the year | - | | 2,427.66 | 2,964.38 | 2,427.66 | 2,964.38 |
| Additions during the year | | | - | - | - | - |
| Amounts used during the year | | | | | - | - |
| Reversal / adjustments during the year | - | | | (536.72) | - | (536.72) |
| Carrying amount at the end of the year | - | - | 2,427.66 | 2,427.66 | 2,427.66 | 2,427.66 |

i) Others

Other provision includes , provision for UI Charges receivable from Chattisgarh State Electricity Board , provision for Receivable arising from Sale of Energy to SAIL.

ii) Sensitivity of estimates on provisions

The assumptions made for provisions relating to current period are consistent with those in the earlier years. The assumptions and estimates used for recognition of such provisions are qualitative in nature and their likelihood could alter in next financial year. It is impracticable for the company to compute the possible effect of assumptions and estimates made in recognizing these provisions.

iii) In respect of provision for cases under litigation, outflow of economic benefits is dependent upon the final outcome of such cases.

iv) Contingent liabilities and contingent assets

Disclosure with respect to Contingent Liabilities and Contingent Assets, if any are made in Note 63.





NTPC-SAIL Power Company Limited

56. Disclosure as per Ind AS 108 on 'Operating segments'

A. General Information

The Company has two reportable segments, as described below, based on the risk and reward and regulatory authority associated with the sale of power.

The following summary describes the operations in each of the Company's reportable segments:

- i) **Generation of energy from Bhilai PP-III:** Generation and sale of energy to SAIL & State Power Utilities in respect of Bhilai PP-III power project
- ii) **Generation of energy from PP-II's (including Durgapur PP III & Bhilai Floating Solar):** Generation and sale of energy to SAIL in respect of PP-II, Rourkela PP II Expansion, Durgapur PP III & Bhilai Floating solar power project .

Information regarding the results of each reportable segment is included below. Performance is measured based on segment profit before income tax.

B. Information about reportable segments and reconciliations to amounts reflected in the financial statements

₹ in Lakhs

| Particulars | Generation of energy from Bhilai PP-III | | Generation of energy from PP-II's (including Durgapur PP III & Bhilai floating solar) | | Total | |
|---|---|------------|---|------------|-------------------|-------------------|
| | 31.03.2026 | 31.03.2025 | 31.03.2026 | 31.03.2025 | 31.03.2026 | 31.03.2025 |
| Segment revenue | | | | | | |
| Sale of energy/ Interest on Finance Lease Recoverable | 163,368.61 | 160,677.75 | 240,286.26 | 246,304.82 | 403,654.87 | 406,982.58 |
| Other income | 195.72 | 727.57 | 863.78 | 535.94 | 1,059.50 | 1,263.51 |
| | 163,564.33 | 161,405.32 | 241,150.04 | 246,840.77 | 404,714.37 | 408,246.09 |
| Unallocated corporate interest and other income | | | | | 105.33 | 34.99 |
| Total | | | | | 404,819.70 | 408,281.08 |
| Segment result | | | | | | |
| Unallocated corporate Results | 38,653.37 | 33,655.52 | 52,580.78 | 52,299.65 | 91,234.15 | 85,955.17 |
| Interest expenses | 1,807.09 | 2,131.88 | 9,535.34 | 10,056.25 | 11,342.43 | 12,188.13 |
| Unallocated corporate Interest expenses | | | | | 21.04 | 19.92 |
| Depreciation and amortization | 7,925.44 | 7,658.63 | 454.02 | 348.70 | 8,379.46 | 8,007.33 |
| Unallocated corporate Depreciation & amortization | | | | | 161.30 | 134.93 |
| Income Tax | - | - | - | - | 17,673.36 | 16,333.72 |
| Deferred Tax | - | - | - | - | (8,526.97) | 4,519.73 |
| Profit after tax | | | | | 56,849.37 | 39,352.76 |

₹ in Lakhs

| Particulars | Generation of energy from Bhilai PP-III | | Generation of energy from PP-II's (including Durgapur PP III) | | Total | |
|---|---|-------------------|---|-------------------|-------------------|-------------------|
| | 31 March 2026 | 31 March 2025 | 31 March 2026 | 31 March 2025 | 31 March 2026 | 31 March 2025 |
| Segment assets | | | | | | |
| Unallocated corporate and other assets | 198,779.63 | 193,212.91 | 382,102.99 | 359,773.96 | 580,882.62 | 552,986.87 |
| Total assets | 198,779.63 | 193,212.91 | 382,102.99 | 359,773.96 | 593,315.12 | 558,537.18 |
| Segment liabilities | | | | | | |
| Unallocated corporate and other liabilities | 25,476.14 | 32,080.10 | 35,748.48 | 28,594.67 | 61,224.62 | 60,674.77 |
| Total liabilities | 25,476.14 | 32,080.10 | 35,748.48 | 28,594.67 | 247,869.43 | 234,951.85 |
| Non-cash expenses other than depreciation | | - | | | - | - |

Note :

The operations of the Company are mainly carried out within the country and therefore there is no reportable geographical segment

C. Information about major customers

- i) Revenue from one customer i.e., from SAIL, in case of Bhilai PP-III segment, represents approximately ₹ 107526.41 lakhs during F.Y. 2025-26 (FY 2024-25: ₹ 103063.41 lakhs) which is 65.82 % (F.Y. 2024-25 : 64.14%) of revenue from Sale of Energy of the unit.
- ii) Revenue in case of PP-II Units viz, Rourkela (including PP II Expansion), Durgapur (including PP III) & Bhilai (including Bhilai floating Solar) comes from Single Customer Viz, SAIL.





NTPC-SAIL Power Company Limited

57. Financial Risk Management

The Company's principal financial liabilities comprise loans and borrowings in domestic currency, trade payables and other payables. The main purpose of these financial liabilities is to finance the Company's operations. The Company's principal financial assets include loans, trade and other receivables, cash, short-term deposits & investments that derive directly from its operations.

The Company is exposed to the following risks from its use of financial instruments:

- Credit risk
- Liquidity risk
- Market risk

This note presents information about the Company's exposure to each of the above risks, the Company's objectives, policies and processes for measuring and managing risk.

| Risk | Exposure arising from | Measurement | Management |
|--------------------------------------|--|----------------------------------|---|
| (a) Credit Risk | Cash and cash equivalents, trade receivables, unbilled revenues and financial assets measured at amortised cost. | Ageing analysis & Credit ratings | Diversification of bank deposits, credit limits and letters of credit |
| (b) Liquidity risk | Borrowings and other liabilities | Monitoring Receipt & Payment | Keeping Two Month Working Capital |
| (c) Market risk – interest rate risk | Non - current borrowings at variable rates | Sensitivity analysis | Different kinds of loan arrangements with varied terms (e.g. fixed rate loans, floating rate loans, rupee term loans, etc.) |

Risk management framework

The Company's activities makes it susceptible to various risks. The Company has taken adequate measures to address such concerns by developing adequate systems and practices.

In order to institutionalize the risk management in the Company, an elaborate Enterprise wide Risk Management (ERM) framework has been developed. The Board of Directors has overall responsibility for the establishment and oversight of the Company's risk management framework. As a part of the implementation of ERM framework, an Enterprise Risk Management Committee (ERMC) with various Directors on NSPCL Board is its members, has been constituted with an objective to develop and monitor the Company's risk management policies and strengthen the risk management framework. Enterprise risk management committee after deliberations has identified enterprise wide risk and various action plans for short term as well as long term have been formulated to mitigate these risks.

The Committee is also responsible for reviewing and updating the risk profile, monitoring the effectiveness of the risk management framework and reviewing periodically the implementation of the risk management policy and framework. The Committee reports regularly to the Board of Directors on its activities.





NTPC-SAIL Power Company Ltd.

57 (a) Financial Risk Management

Credit risk

Credit risk is the risk of financial loss to the Company if a customer or counterparty to a financial instrument fails to meet its contractual obligations resulting in a financial loss to the Company. Credit risk arises principally from trade receivables & unbilled revenue, loans & advances, unbilled receivable, loans, cash & cash equivalents, deposits with banks and short term investments.

Trade receivables & unbilled revenue

The Company primarily sells electricity to SAIL and to other state electrical utilities owned by State Governments. Based on the business environment in which the Company operates, management considers that trade receivables are in default (credit impaired), if the payment are more than 180 days past due.

Since the Company has its customers within different states of India, geographically there is no concentration of credit risk. However, management considers the factors that may influence the credit risk of its customer base, including the default risk of the industry.

Unbilled revenue primarily relates to the Company's right to consideration for sale effected but not billed at the reporting date and have substantially the same risk characteristics as the trade receivables for the same type of contracts.

At March 31st, 2026 the Company's most significant customer i.e SAIL, accounted for ₹ 33023.34 lakhs out of the total carrying amount of trade and other receivables of ₹ 38590.64 Lakhs (March 31st, 2025 : ₹ 27460.71 lakhs out of the total carrying amount of trade and other receivables of ₹ 38207.70 Lakhs)

Loans & advances

The company has given loans & advances to employees. Loans to the employee are secured against the mortgage of the house properties and

Cash and cash equivalents

The Company held cash and cash-equivalents of ₹ 7935.89 lakhs as on 31 March 2026. (31 March 2025: ₹ 1039.06 lakhs). The cash and cash equivalents are held with high rated Banks /Institutions.

Deposits and balances with banks and short term investments, other than cash and cash equivalents

The company held deposits with banks and financial institutions & short term investments of ₹ 3.64 lakhs as on 31 March 2026 (31 March 2025: ₹ 2.58 lakhs). In order to manage the risk, company makes deposit only with highly rated banks/institutions.

(i) Exposure to credit risk

The carrying amount of financial assets represents the maximum credit exposure. The maximum exposure to credit risk at the reporting date was:

₹ in Lakhs

| Particulars | ₹ in Lakhs | |
|--|-------------------|-------------------|
| | 31.03.2026 | 31.03.2025 |
| Financial assets for which loss allowance is measured using 12 months | | |
| Non-current Investments | - | - |
| Non-current loans | 2,801.27 | 2,438.41 |
| Other non-current financial assets | 308,966.71 | 304,349.21 |
| Cash and cash equivalents | 7,935.89 | 1,039.06 |
| Short term investments | - | - |
| Deposits with banks and financial institutions | 3.64 | 2.58 |
| Current loans | 1,123.54 | 895.99 |
| Other current financial assets* | 13,380.17 | 13,068.41 |
| Total | 334,211.22 | 321,793.66 |

* Excluding contract assets





NTPC-SAIL Power Company Ltd.

₹ in Lakhs

| Financial assets for which loss allowance is measured using Life time Expected Credit Losses (ECL) | 31.03.2026 | 31.03.2025 |
|--|------------------|------------------|
| Trade receivables including unbilled revenue | 38,590.64 | 38,207.70 |
| Contract assets | - | - |
| Total | 38,590.64 | 38,207.70 |

(ii) Provision for expected credit losses

(a) Financial assets for which loss allowance is measured using 12 month expected credit losses

The company has assets where the counter- parties have sufficient capacity to meet the obligations and where the risk of default is very low.

(b) Financial assets for which loss allowance is measured using life time expected credit losses

The company has customers (Central and State government utilities) with strong capacity to meet the obligations and therefore the risk of default is negligible or nil. Further, management believes that the unimpaired amounts that are past due by more than 30 days are still collectible in full, based on historical payment behaviour and extensive analysis of customer credit risk.

(iii) Ageing analysis of trade receivables

The ageing analysis of the trade receivables is as per note no 14 (c)

(iv) Reconciliation of impairment loss provisions

The movement in the allowance for impairment in respect of financial assets during the year is as follows:

₹ in Lakhs

| | Investments | Trade receivables | Loans | Advances | Claims recoverable | Total |
|-------------------------------------|-------------|-------------------|-------|----------|--------------------|-------|
| Balance as at 1 April 2025 | | | | | | |
| Impairment (Gain)/loss recognised | - | - | - | - | - | - |
| Amounts written back/written off | - | - | - | - | - | - |
| Balance as at 31 March, 2026 | - | - | - | - | - | - |

Based on historic default rates, the Company believes that, apart from the above, no impairment allowance is necessary in respect of any other financial assets .





NTPC-SAIL Power Company Limited

57 (b) Financial Risk Management

Liquidity risk

Liquidity risk is the risk that the Company will encounter difficulty in meeting the obligations associated with its financial liabilities that are settled by delivering cash or another financial asset. The Company's approach to managing liquidity is to ensure, as far as possible, that it will always have sufficient liquidity to meet its liabilities when due, under both normal and stressed conditions, without incurring unacceptable losses or risking damage to the Company's reputation.

The Company manages liquidity risk by maintaining adequate cash reserves, banking facilities and reserve borrowing facilities by continuously monitoring forecast and actual cash flows and matching the maturity profiles of financial assets and liabilities. The Company's treasury department is responsible for managing the short term and long term liquidity requirements of the Company.

Typically, the Company ensures that it has sufficient cash on demand to meet expected operational expenses for a month including the servicing of financial obligations, this excludes the potential impact of extreme circumstances that cannot reasonably be predicted, such as natural disasters.

As part of the CERC regulations & PPA with SAIL, tariff inter alia includes recovery of capital cost. The tariff regulations also provide for recovery of fuel cost, operations and maintenance expenses and interest on normative working capital requirements. Since billing to the customers are generally on a monthly basis, the Company maintains sufficient liquidity to service financial obligations and to meet its operational requirements.

(i) Financing arrangements

The company had access to the following undrawn borrowing facilities at the end of the reporting period:

₹ in Lakhs

| Particulars | 31.03.2026 | 31.03.2025 |
|---------------------------------|-------------------|-------------------|
| Fixed-rate borrowings | | |
| Term loans | - | - |
| Cash Credit Facility | - | - |
| Floating-rate borrowings | | |
| Term loans | 49,219.00 | 43,557.18 |
| Cash Credit Facility | 71,500.00 | 62,500.00 |
| Total | 120,719.00 | 106,057.18 |

(ii) Maturities of financial liabilities

The following are the contractual maturities of derivative and non-derivative financial liabilities, based on contractual cash flows:


₹ in Lakhs

| Contractual maturities of financial liabilities | Contractual cash flows | | | | | Total |
|---|------------------------|------------------|------------------|------------------|-------------------|-------------------|
| | 3 months or less | 3-12 months | 1-2 years | 2-5 years | More than 5 years | |
| Non-derivative financial liabilities | | | | | | |
| Term loans from banks/ Bonds | 5,447.27 | 16,342.65 | 14,871.14 | 21,428.84 | 25,248.40 | 83,338.30 |
| Term loans from others | - | - | - | - | - | - |
| Finance lease obligations | 22.23 | 66.67 | 97.14 | 348.93 | 1,268.73 | 1,803.70 |
| Unsecured loans from banks and financial institutions | 1,517.00 | 5,376.41 | 9,369.64 | 14,445.69 | 32,190.55 | 62,899.29 |
| Working capital loan | 40,000.00 | | | | | 40,000.00 |
| Trade and other payables | 41,479.57 | 2,699.31 | 620.70 | 4,499.04 | 12,080.72 | 61,379.35 |
| Total | 88,466.07 | 24,485.04 | 24,958.62 | 40,722.50 | 70,788.40 | 249,420.63 |

31 March 2025

₹ in Lakhs

| Contractual maturities of financial liabilities | Contractual cash flows | | | | | Total |
|---|------------------------|------------------|------------------|-------------------|----------------------|----------------------|
| | 3 months or less | 3-12 months | 1-2 years | 2-5 years | More than 5 years | |
| Non-derivative financial liabilities | | | | | | |
| Term loans from banks/ Bonds | 5,482.73 | 17,004.21 | 23,044.66 | 51,240.99 | 25,028.47 | 121,801.06 |
| Term loans from others | - | - | - | - | - | - |
| Finance lease obligations | 8,031.94 | 24,456.27 | 34,666.50 | 121,323.93 | 15,010,186.65 | 15,198,665.29 |
| Unsecured loans from banks and financial institutions | 770.00 | 2,310.00 | 3,080.00 | 5,385.02 | - | 11,545.02 |
| Working capital loan | 39,000.00 | | | | | 39,000.00 |
| Trade and other payables | 39,471.75 | 3,109.98 | 1,348.18 | 3,968.82 | 11,978.59 | 59,877.33 |
| Total | 92,756.43 | 46,880.46 | 62,139.34 | 181,918.76 | 15,047,193.71 | 15,430,888.70 |





NTPC-SAIL Power Company Limited

57 (c). Financial Risk Management

Interest rate risk

The Company is exposed to interest rate risk arising mainly from non-current borrowings with floating interest rates. The Company is exposed to interest rate risk because the cash outflows associated with floating rate borrowings will fluctuate with changes in interest rates. The Company manages the interest rate risks by entering into different kinds of loan arrangements with varied terms (e.g. fixed rate loans, floating rate loans, etc.)

At the reporting date the interest rate profile of the Company's interest-bearing Borrowings is as follows:

| Particulars | ₹ in Lakhs | |
|---------------------------------|------------|-------------|
| | 31.03.2026 | 31.03.2025 |
| Fixed Rate Borrowings | | |
| Fixed Rate Rupee term loans | - | - |
| Total | - | - |
| Variable-rate Borrowings | | |
| Rupee term loans | 146,246.74 | 1,33,362.84 |
| Total | 146,246.74 | 1,33,362.84 |

i) Fair value sensitivity analysis for fixed-rate instruments

The company's fixed rate instruments are carried at amortised cost. They are therefore not subject to interest rate risk, since neither the carrying amount nor the future cash flows will fluctuate because of a change in market interest rates.

ii) Cash flow sensitivity analysis for variable-rate instruments

A change of 100 basis points (BP) in interest rates at the reporting date would have increased (decreased) profit or loss by the amounts shown below. This analysis assumes that all other variables, remain constant. The analysis is performed on the same basis for the previous year.

| | ₹ in Lakhs | |
|----------------------|-----------------|-----------------|
| | 100 bp increase | 100 bp decrease |
| 31 March 2026 | | |
| Rupee term loans | (1,862.47) | 1,862.47 |
| Total | (1,862.47) | 1,862.47 |
| 31 March 2025 | | |
| Rupee term loans | (1,723.63) | 1,723.63 |
| Total | (1,723.63) | 1,723.63 |

Of the above mentioned increase in the interest expense, an amount of ₹ 1418.32 Lakhs (31 March 2025: ₹ 1364.84 Lakhs) is expected to be capitalised and recovered from beneficiaries through tariff.





NTPC-SAIL Power Company Limited

58. Fair Value Measurements

(a) Financial instruments by category

₹ in Lakhs

| Particulars | 31.03.2026 | | | 31.03.2025 | | |
|---------------------------------|------------|--------|-------------------|------------|--------|-------------------|
| | FVTPL | FVTOCI | Amortised Cost | FVTPL | FVTOCI | Amortised Cost |
| Financial assets | | | | | | |
| Trade Receivables | - | - | 38,590.64 | - | - | 38,207.70 |
| Loans | - | - | 3,924.82 | - | - | 3,334.40 |
| Cash and cash equivalents | - | - | 7,935.89 | - | - | 1,039.06 |
| Other bank balances | - | - | 3.64 | - | - | 2.57 |
| Finance lease receivables | - | - | 322,296.17 | - | - | 316,682.08 |
| Other financial assets | - | - | 50.71 | - | - | 735.55 |
| Total | - | - | 372,801.87 | - | - | 360,001.36 |
| Financial liabilities | | | | | | |
| Borrowings | - | - | 186,237.59 | - | - | 172,346.07 |
| Trade payables | - | - | 20,218.16 | - | - | 25,124.02 |
| Payable for capital expenditure | - | - | 21,973.57 | - | - | 23,291.25 |
| Other financial liabilities | - | - | 8,606.32 | - | - | 7,553.75 |
| Leases | - | - | 1,803.69 | - | - | 1,885.04 |
| Total | - | - | 238,839.33 | - | - | 230,200.13 |

(b) Fair value hierarchy

This section explains the judgements and estimates made in determining the fair values of the financial instruments that are (a) recognised and measured at fair value, and (b) measured at amortised cost and for which fair values are disclosed in the financial statements. To provide an indication about the reliability of the inputs used in determining fair value, the company has classified its financial instruments into the three levels prescribed under Ind AS. An explanation of each level follows underneath the table.

₹ in Lakhs

| Assets and liabilities which are measured at amortised cost for which fair values are disclosed As at 31 March 2026 | Level 1 | Level 2 | Level 3 | Total |
|--|---------|-----------------|-------------------|-------------------|
| Financial assets: | | | | |
| Loans * | - | 3,777.15 | - | 3,777.15 |
| Claims recoverable | - | - | - | - |
| Finance lease receivables | - | - | 322,296.17 | 322,296.17 |
| Total | - | 3,777.15 | 322,296.17 | 326,073.32 |
| Financial liabilities: | | | | |
| Borrowings | - | - | 186,237.59 | 186,237.59 |
| Trade payables and other financial liabilities | - | 205.24 | 28,579.53 | 28,784.77 |
| Payable for capital expenditure | - | 0.19 | 21,973.36 | 21,973.55 |
| Leases | - | - | 1,803.69 | 1,803.69 |
| Total | - | 205.43 | 238,594.17 | 238,799.60 |

* Book Value of Loan is ₹ 3440.04Lakhs

₹ in Lakhs

| Assets and liabilities which are measured at amortised cost for which fair values are disclosed As at 31 March 2025 | Level 1 | Level 2 | Level 3 | Total |
|--|---------|-----------------|-------------------|-------------------|
| Financial assets: | | | | |
| Loans* | - | 3,197.07 | - | 3,197.07 |
| Claims recoverable | - | - | - | - |
| Finance lease receivables | - | - | 316,682.08 | 316,682.08 |
| Total | - | 3,197.07 | 316,682.08 | 319,879.15 |
| Financial liabilities: | | | | |
| Borrowings | - | - | 172,346.07 | 172,346.07 |
| Trade payables and other financial liabilities | - | 753.71 | 31,826.77 | 32,580.48 |
| Payable for capital expenditure | - | 3,353.09 | 19,373.51 | 22,726.60 |
| Leases | - | - | 1,885.04 | 1,885.04 |
| Total | - | 4,106.80 | 225,431.39 | 229,538.19 |

* Book Value of Loan is ₹ 2833.55Lakhs





NTPC-SAIL Power Company Limited

Fair values are categorised into different levels in a fair value hierarchy based on the inputs used in the valuation techniques as follows.

Level 1: Level 1 hierarchy includes financial instruments measured using quoted prices.

Level 2: The fair value of financial instruments that are not traded in an active market is determined using valuation techniques which maximise the use of observable market data and rely as little as possible on entity specific estimates. If all significant inputs required to fair value an instrument are observable, the instrument is included in level 2.

Level 3: If one or more of the significant inputs is not based on observable market data, the instrument is included in level 3. The fair value of financial assets and liabilities included in Level 3 is determined in accordance with generally accepted pricing models based on discounted cash flow analysis using prices from observable current market transactions and dealer quotes of similar instruments.

Valuation technique used to determine fair value

- Fair value of finance lease receivables is determined by periodically evaluating credit worthiness of customer and providing allowance for estimated losses based on this evaluation.

- Fair value of the remaining financial instruments is determined using discounted cash flow analysis.

(c) Fair value of financial assets and liabilities measured at amortised cost

₹ in Lakhs

| Particulars | 31.03.2026 | | 31.03.2025 | |
|--|-------------------|-------------------|-------------------|-------------------|
| | Carrying amount | Fair value | Carrying amount | Fair value |
| Financial assets | | | | |
| Loans | 3,440.04 | 3,777.15 | 2,833.55 | 3,197.07 |
| Claims recoverable | - | - | - | - |
| Finance lease receivables | 322,296.17 | 322,296.17 | 316,682.08 | 316,682.08 |
| Total | 325,736.21 | 326,073.32 | 319,515.63 | 319,879.15 |
| Financial liabilities | | | | |
| Borrowings | 186,237.59 | 186,237.59 | 172,346.07 | 172,346.07 |
| Trade payables and other financial liabilities | 28,824.48 | 28,784.77 | 32,677.77 | 32,580.48 |
| Payable for capital expenditure | 21,973.57 | 21,973.55 | 23,291.25 | 22,726.60 |
| Leases | 1,803.69 | 1,803.69 | 1,885.04 | 1,885.04 |
| Total | 238,839.33 | 238,799.60 | 230,200.13 | 229,538.19 |

i) The carrying amounts of current trade receivables, current trade payables, payable for capital expenditure and cash and cash equivalents are considered to be the same as their fair values, due to their short-term nature.

ii) The carrying values for finance lease receivables approximates the fair value as these are periodically evaluated based on credit worthiness of customer and allowance for estimated losses is recorded based on this evaluation. Also, carrying amount of claims recoverable approximates its fair value as these are recoverable immediately.

iii) The fair values for employee loans were calculated based on cash flows discounted using weighted average of borrowing rate. They are classified as level 2 fair values in the fair value hierarchy due to the inclusion of unobservable inputs including counterparty credit risk.

iv) The fair values of borrowings, non-current trade payables and capital creditors are based on discounted cash flows using a current borrowing rate. They are classified as level 2 fair values in the fair value hierarchy due to the use of unobservable inputs, including own credit risk.





NTPC-SAIL Power Company Limited

59. Capital Management

The Company's objectives when managing capital are to:

- safeguard its ability to continue as a going concern, so that it can continue to provide returns for shareholders and benefits for other stakeholders and
- maintain an appropriate capital structure of debt and equity.

The Board of Directors has the primary responsibility to maintain a strong capital base and reduce the cost of capital through prudent management of deployed funds and leveraging opportunities in domestic markets so as to maintain investors, creditors and market confidence and to sustain future development of the business. The Board of Directors monitors the return on capital, which the Company defines as returns from operating activities divided by total shareholder's equity. The Board of Directors also monitors the level of dividends to equity shareholders.

Under the terms of major borrowing facilities, the Company is required to comply with the following financial covenants:

- Total liability to networth ranges not to exceed 3:1.
- Ratio of EBITDA to interest expense shall not at any time be less than 1.75 : 1.
- Debt service coverage ratio not less than 1.10:1
- FACR will remain 1x

There have been no breaches in the financial covenants of any interest bearing borrowings.

The Company monitors capital using gearing ratio which is net debt divided by total equity. Net debt comprises of non-current borrowings (including current maturities and interest accrued there on) and current borrowings less cash and cash equivalent. Equity includes equity share capital and reserves that are managed as capital. The gearing ratio at the end of the reporting periods was as follows:

| Particulars | ₹ in Lakhs | |
|---|------------|------------|
| | 31.03.2026 | 31.03.2025 |
| Borrowings (including interest accrued) | 186,683.37 | 172,741.21 |
| Less : Cash and cash equivalent | 7,935.89 | 1,039.06 |
| Net debt | 178,747.48 | 171,702.15 |
| Total equity | 345,445.70 | 323,585.33 |
| Gearing ratio | 51.74% | 53.06% |





NTPC- SAIL Power Company Limited

60. Disclosures as per Ind AS 115 on Revenue from Contracts with Customers

Disclosure in annual financial statements for the year ending 31 March 2026:

Revenue

I. Nature of goods and services

The revenue of the Company comprises of income from energy sales:

Revenue from sale of energy

The revenue of the Company comes from energy sales. The Company sells electricity to SAIL, DNHDDPDCL and CSEB. Sale of electricity is generally made pursuant to long-term Power Purchase Agreements (PPAs) entered into with the beneficiaries.

Below are the details of nature, timing of satisfaction of performance obligations and significant payment terms under contracts for energy sales:

| Product/ Service | Nature, timing of satisfaction of performance obligations and significant payment terms |
|------------------|--|
| Energy | The Company recognises revenue from contracts for energy sales over time as the customers simultaneously receive and consume the benefits provided by the Company's performance as it performs. The tariff for computing revenue from energy sales is determined in terms of CERC Regulations as notified from time to time/ PPA with SAIL. The amount of revenue recognised for energy sales for Bhilai PP-III unit, is adjusted for expected rebates for early payments and/or late payment surcharges, which are estimated based on the historical data available with the Company. The amounts are billed on a monthly basis and are payable within contractually agreed period. The Company does not adjust the same for the effects of a significant financing component as it expects, at contract inception, that the period between when the Company sells energy to a customer and when the customer pays for the energy purchased will be one year or less. |

II. Disaggregation of revenue

In the following table, revenue is disaggregated by primary operating market and timing of revenue recognition. The table also includes a reconciliation of the disaggregated revenue with the Company's reportable segments:

| Particulars | Generation of energy | | Others | | Total | |
|--|----------------------|-------------------|--------------------|---------------|--------------------|-------------------|
| | For the year ended | | For the year ended | | For the year ended | |
| | 31 March 2026 | 31 March 2025 | 31 March 2026 | 31 March 2025 | 31 March 2026 | 31 March 2025 |
| ₹ in Lakhs | | | | | | |
| Based on Nature and Economic Factors | | | | | | |
| Bhilai PP-III | 163,368.61 | 160,677.75 | - | - | 163,368.61 | 160,677.75 |
| PP-IIs (including Durgapur PP III & Bhilai Floating Solar) | 240,286.26 | 246,304.82 | - | - | 240,286.26 | 246,304.82 |
| | 403,654.87 | 406,982.58 | - | - | 403,654.87 | 406,982.58 |
| Timing of revenue recognition | | | | | | |
| Products and services transferred over time | 403,654.87 | 406,982.58 | - | - | 403,654.87 | 406,982.58 |
| Products and services transferred at a point in time | - | - | - | - | - | - |
| | 403,654.87 | 406,982.58 | - | - | 403,654.87 | 406,982.58 |

III. Reconciliation of revenue recognised with contract price:

| Particulars | ₹ in Lakhs | |
|--------------------|---------------------|---------------------|
| | As at 31 March 2026 | As at 31 March 2025 |
| Contract Price | 405,304.30 | 408,200.85 |
| Adjustments for: | | |
| Rebates | 1,649.43 | 1,218.27 |
| Revenue recognised | 403,654.87 | 406,982.58 |

IV. Contract balances

Contract assets are recognised when there is excess of revenue earned over billings on contracts. Contract assets are transferred to trade receivables when there is unconditional right to receive cash, and only passage of time is required, as per contractual terms. The contract liabilities primarily relate to the advance consideration received from the customers which are referred as 'advances from customers/payable to beneficiaries'. The following table provides information about receivables, contract assets and contract liabilities from contracts with customers.

| Particulars | ₹ in Lakhs | |
|--|---------------------|---------------------|
| | As at 31 March 2026 | As at 31 March 2025 |
| Trade receivables including unbilled revenue | 38,590.64 | 38,207.70 |
| Contract assets | - | - |
| Contract liabilities | - | - |
| - Payable to customers | - | - |
| - Advances from customers and others | 8535.47 | 2,873.94 |

The amount of revenue recognised in 2025-26 from performance obligations satisfied (or partially satisfied) in previous periods, mainly due to orders issued by CERC/Appellate tribunal, income tax refundable to beneficiaries and deferred tax materialised recoverable from beneficiaries, is Nil (31 March 2025: NIL).

V. Transaction price allocated to the remaining performance obligations

Performance obligations related to sale of energy:

Revenue from sale of energy is accounted for based on tariff rates approved by the CERC (except items indicated as provisional) as modified by the orders of Appellate Tribunal for Electricity to the extent applicable in case of Bhilai PP-III and in case of PP-IIs (including Durgapur PP III & Bhilai Floating Solar), it is accounted based on PPA with SAIL. In case of power stations, where the tariff rates are yet to be approved/items indicated provisional by the CERC in their orders, provisional rates are adopted considering the applicable CERC Tariff Regulations. Revenue from sale of energy is recognized once the electricity has been delivered to the beneficiary and is measured through a regular review of usage meters. Beneficiaries are billed on a periodic and regular basis. Therefore, transaction price to be allocated to remaining performance obligations cannot be determined reliably for the entire duration of the contract.

VI. The Company has not incurred any incremental costs of obtaining contracts with a customer and therefore, not recognised an asset for such capitalised costs.





NTPC-SAIL POWER COMPANY LTD.

61 Disclosure as per Ind AS 116 "Leases"

i. Leases as lessee

a) The Company's leasing arrangements in respect of Land at Rourkela, Durgapur & Bhilai Plants with SAIL with lease period of 30 to 33 Years. These leasing arrangements are usually renewable on mutually agreed terms but are not non-cancellable. These leases are capitalised at the present value of total minimum lease payments to be paid over lease term or further renewal period, if fair value is more than cost already capitalized. Future lease rentals are recognised as "Finance lease obligation" at their present values. On transition to Ind AS 116, the average incremental borrowing rate applied to lease liabilities recognised under Ind AS 116 is 7.90 %. The leasehold land is amortised considering the significant accounting policies of the Company.

b) Set out below are the carrying amounts of right-of-use assets and the movements during the period:

₹ in Lakhs

| | For the year ended 31 March 2026 | For the year ended 31 March 2025 |
|-------------------------|----------------------------------|----------------------------------|
| Opening Balance | 3,623.74 | 3,924.66 |
| - Additions | - | - |
| - Depreciation Expenses | 300.91 | 300.92 |
| Closing Balance | 3,322.83 | 3,623.74 |

c) Set out below are the carrying amounts of lease liabilities and the movements during the period:

| | For the year ended 31 March 2026 | For the year ended 31 March 2025 |
|----------------------------------|----------------------------------|----------------------------------|
| Opening Balance | 1,885.04 | 1,959.49 |
| - Additions in lease liabilities | - | - |
| - Interest cost during the year | 171.62 | 178.52 |
| - Payment of lease liabilities | 252.95 | 252.97 |
| Closing Balance | 1,803.70 | 1,885.04 |
| Current | 240.19 | 81.35 |
| Non Current | 1,563.51 | 1,803.68 |

d) Maturity Analysis of the lease liabilities:

| Contractual undiscounted cash flows | As at 31 March 2026 | As at 31 March 2025 |
|--|---------------------|---------------------|
| 3 months or less | 22.23 | 20.33 |
| 3-12 Months | 66.67 | 61.03 |
| 1-2 Years | 97.14 | 88.90 |
| 2-5 Years | 348.93 | 319.30 |
| More than 5 Years | 1,268.73 | 1,395.50 |
| Lease liabilities included in the statement of financial position as at 31st March | 1,803.70 | 1,885.04 |

e) The following are the amounts recognised in profit or loss:

| Particulars | For the year ended 31 March 2026 | For the year ended 31 March 2025 |
|--|----------------------------------|----------------------------------|
| Depreciation expense for right-of-use assets | 300.91 | 300.92 |
| Interest expense on lease liabilities | 171.62 | 178.52 |
| Expense relating to short-term leases | - | - |
| Total Amount recognised in profit & Loss | 472.53 | 479.43 |

f) The following are the amounts recognised in cash flow statement:

| Particulars | For the year ended 31 March 2026 | For the year ended 31 March 2025 |
|--------------------------|----------------------------------|----------------------------------|
| Cash Outflow from leases | 252.95 | 252.95 |





NTPC-SAIL POWER COMPANY LTD.

g) The Company's other leasing arrangements are in respect of operating leases of premises, for residential use of employees, for a period of one to two years. These leasing arrangements are usually renewable on mutually agreed terms but are not non-cancellable. Note 42 - Employee benefits expense includes ₹ 7.55 lakhs (31 March 2025: ₹ 13.58 lakhs) towards lease payments (net of recoveries) in respect of premises for residential use of employees.

'Right-of-use assets' in respect of Bhilai PP-III, Rourkela & Durgapur Projects have been shown under Lease Hold Land in Note 2 : Property Plant and Equipment. Similarly Non Current portion of Lease hold liability has been shown in Note No.24.Non-current liabilities - Lease liabilities and Current portion of Lease hold liability has been shown in Note No.31.Current liabilities - Lease liabilities.

h) The Asset Retirement Obligation for Bhilai PP-III is not accounted because of Low Value of Underlying Assets.

ii. Leases as lessor - Finance lease

The Company has classified the arrangement with its customer for PP II - (Rourkela, Durgapur, Bhilai) Rourkela PP II expansion , Durgapur PP III & Bhilai Floating solar, Power Project in the nature of lease, based on the principles enunciated in Para B9-B31 of Ind AS 116, 'Leases' and accounted for as finance lease in accordance with those principles.

Major Terms of PPAs are as below:

Tenure of PPA - The Validity of PPA in case of PP II (Bhilai,Durgapur, Rourkela) plants as on 31st March 2026 is upto December 2037.In case of Rourkela PP II Expansion, Durgapur PP III & Bhilai Floating Solar the validity of PPA is upto May 2041, December 2041 & January 2051 respectively.

Renewal Clause of PPA - The PPA will be renewed or replaced by another Agreement on such terms and conditions and for such further period as the parties may mutually agree.

| | 31.03.2026 | | 31.03.2025 | |
|--|-------------------|----------------------|-------------------|----------------------|
| | MLPs | Present value of MLP | MLPs | Present value of MLP |
| Less than one year | 58,701.00 | 45,684.00 | 57,985.00 | 45,638.00 |
| Between one and five years | 219,474.00 | 161,680.60 | 217,907.00 | 164,179.00 |
| More than five years | 447,655.00 | 202,838.60 | 478,622.00 | 228,016.00 |
| Total minimum lease payments | 725,830.00 | 410,203.20 | 754,514.00 | 437,833.00 |
| Less amounts representing finance income | 322,229.80 | | 316,681.00 | |
| Present value of minimum lease payments | 403,600.20 | | 437,833.00 | |





NTPC-SAIL POWER COMPANY LTD.

62. Contingent liabilities and commitments (to the extent not provided for)

1. Contingent liabilities

a. Claims against the company not acknowledged as debts

Capital works

Some of the contractors for supply and installation of equipments and execution of works at our projects have lodged claims on the Company for ₹ 1800.58 lakhs as on 31 March 2026 (31 March 2025: ₹ 2807.93 lakhs) seeking enhancement of the contract price, revision of work schedule with price escalation, compensation for the extended period of work, idle charges etc. These claims are being contested by the Company as being not admissible in terms of the provisions of the respective contracts. The Company is pursuing various options under the dispute resolution mechanism available in the contracts for settlement of these claims. It is not practicable to make a realistic estimate of the outflow of resources if any, for settlement of such claims pending resolution.

The Company estimate possible reimbursement of ₹ 1800.58 lakhs as on 31 March 2026 (31 March 2025: ₹ 2807.93 lakhs).

b. Disputed tax matters

Disputed Income tax/Service Tax/GST and other tax matters pending before various Appellate Authorities amount to ₹ 13733.25 Lakhs as on 31 March 2026 (31 March 2025: ₹ 13,414.14 lakhs). Many of these matters were disposed off in favour of the Company but are disputed before higher authorities by the concerned departments.

In respect of disputed cases, the Company estimate possible reimbursement of ₹ 2218.93 lakhs as on 31 March 2026 (31 March 2025: ₹ 2406.71 lakhs).

c. Disputed Liability for Grade Slippage with SECL

Company has provided for disputed liability for Grade Slippage with SECL for ₹ 5817.17 Lakhs (31 March 2025: ₹ 5817.17 Lakhs) and also provided for disputed liability for Grade Upgradation with SECL for ₹ 545 Lakhs (31 March 2025: ₹ 545 Lakhs)

In respect of disputed cases, the Company estimate possible reimbursement of ₹ 6362.17 lakhs as on 31 March 2026 , in line with Regulation 16 of CERC Tariff Regulation 2019, the full amount will be billed to the beneficiaries by way of Energy Charge Rate(31 March 2025: ₹ 6362.17 lakhs).


d. Others

Other contingent liabilities amount to ₹ 430.52 lakhs as on 31 March 2026 (31 March 2025: ₹ 499.50 lakhs).

The Company estimate possible reimbursement of ₹ 61.99 lakhs as on 31 March 2026 (31 March 2025: ₹ 151.81 lakhs).

2. Commitments

Estimated amount of contracts remaining to be executed on capital account and not provided for as on 31 March 2026 is ₹ 32368.38 lakhs (31 March 2025: ₹ 35237.17 lakhs).





NTPC-SAIL POWER COMPANY LTD.

63. Additional Regulatory information

- i) The company does not hold any Investment Property in its books of accounts, so fair valuation of investment property is not applicable.
- ii) During the year the company has not revalued any of its Property, plant and equipment.
- iii) During the year, the company has not revalued any of its Intangible assets.

The company has not granted any loans or advances to promoters, directors, KMP's and the related parties that are repayable on demand or without specifying any terms or period of repayment.

v) a) : Capital Work in Progress (CWIP) - Ageing Schedule as at 31 March 2026

(a) Ageing Schedule of Capital-work-in progress :

| Capital Work in Progress (CWIP) - Ageing Schedule as at 31st March 2026 | | | | | |
|---|--------------------------------|----------|----------|------------------|-----------|
| ₹ in Lakhs | | | | | |
| CWIP | Amount in CWIP for a period of | | | | Total |
| | Less than 1 yr. | 1-2 yrs. | 2-3 yrs. | More than 3 yrs. | |
| Project in Progress | 5,580.43 | 662.02 | 51.35 | 47,034.46 | 53,328.26 |
| Project temporarily suspended | | | | | |

| Capital Work in Progress (CWIP) - Ageing Schedule as at 31st March 2025 | | | | | |
|---|--------------------------------|----------|----------|------------------|-----------|
| ₹ in Lakhs | | | | | |
| CWIP | Amount in CWIP for a period of | | | | Total |
| | Less than 1 yr. | 1-2 yrs. | 2-3 yrs. | More than 3 yrs. | |
| Project in Progress | 5,491.89 | 540.06 | 652.40 | 42,084.99 | 48,769.34 |
| Project temporarily suspended | | | | | |

(b) Capital-work-in progress (CWIP) - Completion schedule for packages overdue or cost overruns as compared to its original plan as on 31st March 2026:

| ₹ in Lakhs | | | | | |
|---|--------------------|----------|----------|------------------|-----------|
| Particulars | To be completed in | | | | Total |
| | Less than 1 yr. | 1-2 yrs. | 2-3 yrs. | More than 3 yrs. | |
| BHEL EPC Rourkela PP-II Expansion | 5.00 | - | - | - | 5.00 |
| DEVELOPMENT OF 200 KW ROOFTOP SOLAR PROJECT | 44.50 | - | - | - | 44.50 |
| FGD - Bhilai | 45,136.89 | - | - | - | 45,136.89 |
| Construction stores (net of Provisions) | 389.72 | - | - | - | 389.72 |
| Durgapur PP-III project | 1,478.50 | 985.67 | - | - | 2,464.17 |
| Supplies to be installed | 34.54 | - | - | - | 34.54 |
| Others | 55.14 | - | - | - | 55.14 |





NTPC-SAIL POWER COMPANY LTD.

(b) Capital-work-in progress (CWIP) - Completion schedule for packages overdue or cost overruns as compared to its original plan as on 31st March 2025:

| Particulars | To be completed in | | | | Total |
|--|--------------------|----------|----------|------------------|-----------|
| | Less than 1 yr. | 1-2 yrs. | 2-3 yrs. | More than 3 yrs. | |
| Ash Slurry Disposal Sys | | | | | - |
| LIGHTING ARRESTERS FOR SWITCHYARD | | | | | - |
| PROCUREMENT OF NETWORK SWITCHES, FIBER, CABLES | | | | | - |
| BHEL EPC Rourkela PP-II Expansion | | | | | - |
| CONSULTANCY OF FGD (PRE & POST AWARD) | 31.56 | | | | 31.56 |
| COMBUSTION MODIFICATION PACKAGE | | | | | - |
| RAPH Durgapur PP-II | | | | | - |
| FGD - Durgapur | | | | 31.57 | 31.57 |
| FGD - Bhilai | 39,545.27 | | | | 39,545.27 |
| CCTV SYSTEM | 129.80 | | | | 129.80 |
| Construction stores (net of Provisions) | 23.14 | | | | 23.14 |
| Durgapur Expansion | 2,647.26 | | | | 2,647.26 |
| Others | 12.26 | | | | 12.26 |
| Project suspended | | | | | - |

vi) a) Intangible asset under development

| Ageing Schedule as at 31st March 2026 | | | | | ₹ in Lakhs |
|---------------------------------------|--------------------------------|----------|----------|------------------|------------|
| Intangible asset under development | Amount in CWIP for a period of | | | | Total |
| | Less than 1 yr. | 1-2 yrs. | 2-3 yrs. | More than 3 yrs. | |
| Project in Progress | | | | | |
| Project temporarily suspended | | | | | |
| NIL | | | | | |

| Ageing Schedule as at 31st March 2025 | | | | | ₹ in Lakhs |
|---------------------------------------|--------------------------------|----------|----------|------------------|------------|
| Intangible asset under development | Amount in CWIP for a period of | | | | Total |
| | Less than 1 yr. | 1-2 yrs. | 2-3 yrs. | More than 3 yrs. | |
| Project in Progress | | | | | |
| Project temporarily suspended | | | | | |
| NIL | | | | | |

(b) Intangible assets under development - Completion schedule for projects overdue or cost overruns as compared to its original plan as on 31 March 2026:
Nil (31 March 2025 : Nil)

vii) No proceedings have been initiated or pending against the company under the Benami Transactions (Prohibition) Act, 1988.

viii) The quarterly returns / statement of current assets filed by the company with banks / financial institutions are in agreement with the books of accounts.

ix) The company has not been declared as a wilful defaulter by any bank or financial institution or any other lender.





NTPC-SAIL POWER COMPANY LTD.

x) Disclosure of Ratios

| Sr. no. | Particulars | Numerator | Denominator | FY 2025-26 | FY 2024-25 | % Variance | Reason for Variance more than 25% |
|---------|----------------------------------|--|---|------------|------------|------------|--|
| 1 | Current Ratio | Current Assets | Current liabilities | 0.89 | 0.74 | 20.27 | |
| 2 | Debt-Equity Ratio | Total Debt | Shareholder's equity (Total Equity) | 0.54 | 0.53 | 1.89 | |
| 3 | Debt Service Coverage Ratio | Net profit after taxes + Depreciation & amortisation+Interest+exceptional items | Interest & lease payments and Principal Repayment of non current borrowings | 1.05 | 1.7 | -38.24 | Principal repayments have increased |
| 4 | Return on Equity Ratio | Profit for the year | Average Shareholder's Equity | 16.99 | 12.30 | 38.13 | Increase in PAT by 44.46%. Due to DTL has been reduced on account of change of tax rate w.e.f. 01.04.2026. |
| 5 | Inventory turnover ratio | Revenue from operations | Average Inventory | 13.4 | 14.07 | -4.76 | |
| 6 | Trade Receivables turnover ratio | Revenue from operations | Average Trade Receivables | 10.51 | 11.63 | -9.63 | |
| 7 | Trade payables turnover ratio | Total purchases (Fuel cost + Other expenses + Closing inventory-opening inventory) | Closing Trade Payables | 10.17 | 7.21 | 41.05 | Due to decrease in trade payable |
| 8 | Net capital turnover ratio | Revenue from operations | Working Capital + current maturities of non-current borrowings | 29.64 | -55.91 | 153.01 | Due to increase in net current assets |
| 9 | Net profit ratio | Profit for the period | Revenue from operations | 14.08 | 9.67 | 45.60 | Increase in PAT by 44.46%. Due to DTL has been reduced on account of change of tax rate w.e.f. 01.04.2026. |
| 10 | Return on Capital employed | Earning before interest and taxes | Capital Employed* | 14.55 | 14.60 | -0.34 | |

*Capital employed = Net worth + Total debt + Deferred tax liabilities

**Return on Investment is not applicable since there are no investment as an investor

- xii) The Company has not advanced or loaned or invested any fund to any entity (Intermediaries) with the understanding that the Intermediary shall lend or invest in party identified by or on behalf of the Company (Ultimate Beneficiaries). The Company has not received any fund from any party with the understanding that the Company shall whether, directly or indirectly lend or invest in other entities identified by or on behalf of the Company ("Ultimate Beneficiaries") or provide any guarantee, security or the like on behalf of the Ultimate Beneficiaries.
- xiii) The Company has not traded or invested in Crypto currency or Virtual Currency during the financial year.
- xiii) The Company does not have any transaction which is not recorded in the books of accounts that has been surrendered or disclosed as income during the year in the tax assessments under the Income Tax Act. 1961.





NTPC-SAIL POWER COMPANY LTD.

64. Corporate Social Responsibility Expenses (CSR)

As per Section 135 of the Companies Act, 2013 read with guidelines issued by Department of Public Enterprises, GOI the Company is required to spend, in every financial year, at least two percent of the average net profits of the Company made during the three immediately preceding financial years in accordance with its CSR Policy. The details of CSR expenses for the year are as under:

| Particulars | ₹ in Lakhs | |
|--|-----------------|---------------|
| | 31.03.2026 | 31.03.2025 |
| A. Amount required to be spent during the year as per Companies Act, 2013 | | |
| (i) Gross amount (2% of average net profit as per Section 135 of Companies Act'2013) | | |
| (ii) Set off available from previous year | 1,127.02 | 973.01 |
| (iii) Shortfall amount of previous year | 6.51 | 3.72 |
| (iv) Total CSR obligation for the year [(i)+(iii)-(ii)] | 1,120.51 | 969.29 |
| B. Amount approved by the Board to be spent during the year | 1,120.51 | 969.29 |
| C. Amount spent during the year | | |
| a) Construction/acquisition of any asset | - | - |
| b) On purposes other than (a) above | 1,134.45 | 975.80 |
| Total | 1,134.45 | 975.80 |
| D. Setoff available for succeeding years | 13.94 | 6.51 |
| E. Amount unspent during the year | | |

Note: The set off available in the succeeding years is recognised as an asset to adjust such excess against future obligations

b) **Details of related party in relation to CSR expenditure**

| Particulars | 31.03.2026 | 31.03.2025 |
|-------------|------------|------------|
| | - | - |

c) **Details of CSR amount spent during the year 2025-26 is as under:**

| Nature of the activities | Amount |
|---|-----------------|
| Eradicating Hunger and Poverty, Health Care and Sanitation | 418.22 |
| Education and Skill Development | 331.91 |
| Empowerment of Women and other Economically Backward Sections | 50.85 |
| Environmental Sustainability | 177.25 |
| Art & Culture | 9.1 |
| Rural Development | 136.02 |
| Sports | 11.1 |
| Total | 1,134.45 |





NTPC-SAIL Power Company Limited


- 65 Previous years figures have been re-grouped/rearranged wherever considered necessary.
- 66 Amount in the financial statements are presented in ₹ Lakhs (upto two decimals) except for earning per share and as other-wise stated.
- 67 Expenditure on account of the shared facilities, services and consumption of stores/ spares/ consumables etc. with respect to taken over plants of SAIL (CPP-II), Rourkela PP II Expansion & Durgapur PP III have been booked as per the advice of SAIL, in accordance with Shared Services and Support Agreement entered into by the Company with SAIL .
- 68 During the year 2025-26, 24.60 Lakhs Tons of Ash has been generated (During the year 2024-25, 23.91 Lakhs Tons) and 27.11 Lakhs Tons (Previous year 30.99 Lakhs Tons) ash has been utilized for various productive purposes which is 110.20 % (Previous year 129.61%) of the total ash generated.
- 69 (a). The Company has a system of obtaining periodic confirmation of balances from banks and other parties. There are no unconfirmed balances in respect of bank accounts and borrowings from banks & financial institutions. With regard to receivables for energy sales, the Company raise monthly Invoice on the beneficiaries with details of balance outstanding which can be said to be automatically confirmed on receipt of subsequent payment from such beneficiaries. In addition, reconciliation with beneficiaries and other customers is generally done on periodic basis. So far as trade/other payables and loans and advances are concerned, the balance confirmation letters with the negative assertion (Of balances as on 31st Dec.2025) as referred in the Standard on Auditing (SA) 505 (Revised) 'External Confirmations', were sent to the parties. Some of such balances are subject to confirmation/reconciliation. Adjustments, if any will be accounted for on confirmation/reconciliation of the same, which in the opinion of the management will not have a material impact.
- (b). In the opinion of the management, the value of assets, other than property, plant and equipment , on realisation in the ordinary course of business, will not be less than the value at which these are stated in the Balance Sheet.
- 70 The allocation of Corporate Office expenditure that is common and not directly identifiable to Durgapur CPP-II , Rourkela CPP-II, Bhilai CPP-II, Rourkela PP II Expansion, Durgapur PPIII and Bhilai PP-III has been revised in the proportion of 15.82:15.82:15.82:15.82:5.07:31.65 in the respective units. However, expenditure directly identifiable to a particular unit is allocated directly and charged to profit and loss statement.
- 71 During the year, NSPCL received part of its coal requirement from SECL through the existing Coal Supply Agreement (CSA), SCCL through MOU route, from MCL under FSA And from OCPL under MOU . During the current financial year company's Rourkela Power plant, has received part of its coal requirement directly through its FSA with MCL Sambalpur and its MOU with OCPL , while part supplies were made free of cost by SAIL RSP . The Accounting of Total Supplies ,i.e, ₹8074.64 Lakhs (Previous Year ₹ 8639.15 Lakhs), received from MCL Sambalpur , ₹ 38800.82 Lakhs (Previous year: ₹ 7148.53 Lakhs) received, from SAIL RSP and received from M/s OCPL, Bhubaneswar ₹ 6245.19 Lakhs have been made at landed cost to Rourkela
- 72 Under Ministry of Power(MOP) Initiative for Enhance Energy Efficiency (Perform Achieve & Trade) Nil Energy Saving Certificates (EScerts) have been approved by MOP for NSPCL Bhilai PP-III Power Plant . As on 31.03.2026, balance 18212 Certificates (31.03.2025 : 18212 Certificates) are left is being treated as a part of Inventory, valued at lower of Cost or Net Realisable Value. Since their cost is immaterial they are presently carried at NIL amount in Inventory.
- 73 The company has used an accounting software for maintaining books of accounts which has a feature of recording audit trail and the same has operated throughout the year for all relevant transactions recorded in the software.


(Shagu Bajpai)
Company Secretary


(Kamalakanta Nayak)
Chief Finance Officer


(Diwakar Kaushik)
Chief Executive Officer


(Dr.M.B. Balakrishnan)
Director


(Anil Kumar Jadh)
Chairman

As per our report of even date
For M.K. Aggarwal & Co.
Chartered Accountants
FRN No.01411N

Place : New Delhi
Date : 29.04.2026

(Atul Aggarwal)
Partner
Membership No.099374

